

FLEX STP VARIABLE WHITE is a high performance flexible LED fixture distinguished by its extremely tight LED pitch and ability to blend in shallow channels. Its tight led pitch allows for even blending in channel making it perfect for direct view applications.

ELECTRICAL

Input Voltage	24VDC
Dimming Options	<ul style="list-style-type: none"> • DMX • VintageDim®
Power Consumption	5.8 Watts per foot
Wire Size	20AWG, 3 wire
Certification	ETL - Conforms to UL Std. 2108; Certified to CSA Std. C22.2 No. 9.0 Title 24 - Selected models are JA8 2016 compliant when used with DMX or VintageDim® dimming.

PHYSICAL

Field Cuttable	1.97"
Operating Temperature	-20°C (-40°F) to +50°C (+122°F)
Environment	IP20 - Dry Location
Maximum Run Length	16.00'
Dimensions (WxH)	0.39" (10.00mm) x 0.04" (1.08mm)

ACCESSORIES

Channels	Optic Arts® Channel (pg. 3-6)
	Note: <i>Must be used in conjunction with and Optic Arts® Channel for proper heat dissipation.</i>

PERFORMANCE

CRI	6500K = 95+, 3550K = 95+, 1800K = 90+
TM-30	See pages 9-14
Lumen Maintenance	When used in Optic Arts® CHS-S-1208 or larger channel: 50,000 Hours L70 at 50°C ambient 66,000 Hours L70 at 25°C ambient
Binning Tolerance	+/- 100K
Warranty	5 years

LUMEN OUTPUT

1800K-3550K¹	
Both colors at 100% (2829K)	355.00 lm/ft
1800K only	142.00 lm/ft
3550K only	219.00 lm/ft
1800K-6500K¹	
Both colors at 100%	349.00 lm/ft
1800K only	142.00 lm/ft
6500K only	211.00 lm/ft

*Stated lumen values have a tolerance of +/- 10%.

1: JA8 2016 when used with DMX or VintageDim® dimming.

PART NUMBER BUILDER

SERIES	+	IP RATING	+	COLOR	+	VOLTAGE	+	WATTAGE	+	CONFIGURATION	+	LENGTH
FLEXSTP		20 = IP20 - Dry Location		1835 = 1800K - 3550K Variable ¹ 1865 = 1800K - 6500K Variable ¹		24 = 24 VDC		58 = 5.8W		FLC1 = FLEX Config 1 FLC2 = FLEX Config 2 FLC3 = FLEX Config 3		XX = Custom Length

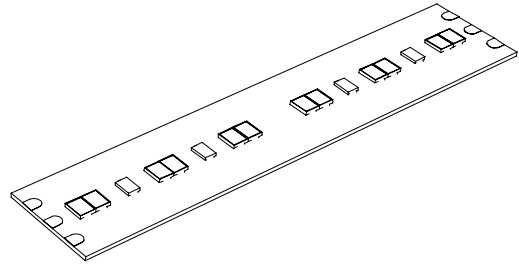
1: JA8 2016 when used with DMX or VintageDim® dimming.

DIMENSIONS

Optic Arts® cuts all FLEX and Channel products to length per customer specifications. Each length of FLEX is fitted with a 6' wire lead (custom lengths available upon request) and packaged on a reel in an anti-static bag. Bags are labeled with fixture type, length and location (if applicable). Each piece of channel is labeled with fixture type, length and location (if applicable), and is bundled by fixture type.

- Due to the nature of the FLEX product, specific lengths may not fall exactly on a cutting point. In this case, Optic Arts® will always cut to the smaller dimension unless otherwise specified.
- Unless otherwise specified, channel is cut 15mm longer than FLEX.
- Some on-site assembly required. See installation guides for details.

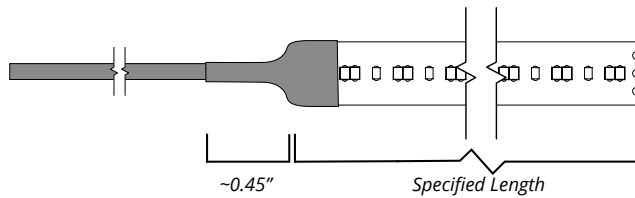
INDOOR FLEX STP VARIABLE WHITE



INDOOR DIMENSIONS

Width	0.39" (10.00mm)
Height	0.04" (1.08mm)
Cuttable Segment Length	1.97" (50.00mm)
Pitch Length	0.33" (8.31mm)
Max Run Length	16.00' (4876.80mm)

INDOOR FLEX STP VARIABLE WHITE



FLEX STP VARIABLE WHITE

Specification Sheet

MOUNTING OPTIONS - COMPATIBLE CHANNELS

[Click to access CHANNEL ACCESSORIES CATALOGUE >](#)

KEY

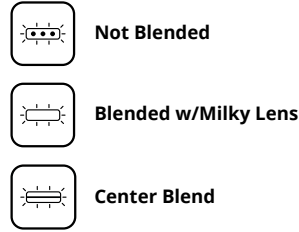
CHANNEL PART NUMBER BREAKDOWN:

CHS	+	R	+	1208
SERIES		APPLICATION		DIMENSIONS
CHS = Slim Channel CHW = Wide Channel		S = Surface Mount R = Recessed Mount C = Corner Mount H = Hanging Mount		XXXX = W x H (mm)

CHS-R-1208

• Click on channel titles below to access complete channel cut sheets

DIFFUSION LEVEL:

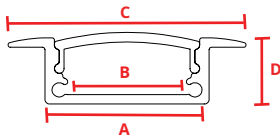


CONFIGURATION:

- 1** Configuration 1
- 1a** Configuration 1 with Auxiliary Housing Accessory
See page 7 for Flex Connect Auxiliary Housing Accessories
- 2** Configuration 2
- 3** Configuration 3

CHS-R-1208

Fits IP40 FLEX STP only



- A:** 0.68" (17.25mm)
- B:** 0.50" (12.59mm)
- C:** 0.98" (25.00mm)
- D:** 0.34" (8.60mm)

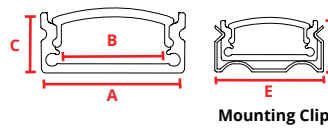


2

MATERIAL	Anodized Aluminum						
DESCRIPTION	Slim and shallow recessed channel.						
LENGTH	2 meter						
LENS TYPES	<table border="0"> <tr> <td>Clear</td> <td>CHS-12mm-CC</td> </tr> <tr> <td>Frosted</td> <td>CHS-12mm-CF</td> </tr> <tr> <td>Milky</td> <td>CHS-12mm-CM</td> </tr> </table>	Clear	CHS-12mm-CC	Frosted	CHS-12mm-CF	Milky	CHS-12mm-CM
Clear	CHS-12mm-CC						
Frosted	CHS-12mm-CF						
Milky	CHS-12mm-CM						
ACCESSORIES	<table border="0"> <tr> <td>Endcap</td> <td>CHS-R-1208-EC</td> </tr> <tr> <td>Endcap w/hole</td> <td>CHS-R-1208-ECH</td> </tr> </table>	Endcap	CHS-R-1208-EC	Endcap w/hole	CHS-R-1208-ECH		
Endcap	CHS-R-1208-EC						
Endcap w/hole	CHS-R-1208-ECH						

CHS-S-1208

Fits IP40 FLEX STP only



- A:** 0.68" (17.25mm)
- B:** 0.50" (12.59mm)
- C:** 0.34" (8.60mm)
- D:** 0.40" (12.70mm)
- E:** 0.78" (19.90mm)



1a

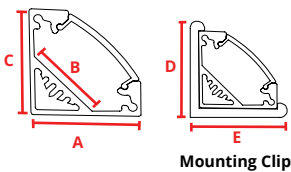
2

3

MATERIAL	Anodized Aluminum								
DESCRIPTION	Slim and shallow surface mounted channel.								
LENGTH	2 meter								
LENS TYPES	<table border="0"> <tr> <td>Clear</td> <td>CHS-S-12mm-CC</td> </tr> <tr> <td>Frosted</td> <td>CHS-S-12mm-CF</td> </tr> <tr> <td>Milky</td> <td>CHS-S-12mm-CM</td> </tr> <tr> <td>Grazer</td> <td>CHS-S-12mm-CG</td> </tr> </table>	Clear	CHS-S-12mm-CC	Frosted	CHS-S-12mm-CF	Milky	CHS-S-12mm-CM	Grazer	CHS-S-12mm-CG
Clear	CHS-S-12mm-CC								
Frosted	CHS-S-12mm-CF								
Milky	CHS-S-12mm-CM								
Grazer	CHS-S-12mm-CG								
ACCESSORIES	<table border="0"> <tr> <td>Endcap</td> <td>CHS-S-1208-EC</td> </tr> <tr> <td>Endcap w/hole</td> <td>CHS-S-1208-ECH</td> </tr> <tr> <td>Mounting Clip</td> <td>CHS-S-1208-MC</td> </tr> <tr> <td>Rotating Mounting Clip</td> <td>CHS-S-1208-MCR</td> </tr> </table>	Endcap	CHS-S-1208-EC	Endcap w/hole	CHS-S-1208-ECH	Mounting Clip	CHS-S-1208-MC	Rotating Mounting Clip	CHS-S-1208-MCR
Endcap	CHS-S-1208-EC								
Endcap w/hole	CHS-S-1208-ECH								
Mounting Clip	CHS-S-1208-MC								
Rotating Mounting Clip	CHS-S-1208-MCR								

CHS-C-1919

Fits IP40 FLEX STP only



- A:** 0.73" (18.50mm)
- B:** 0.48" (12.20mm)
- C:** 0.73" (18.50mm)
- D:** 0.82" (20.82mm)
- E:** 0.82" (20.82mm)



1

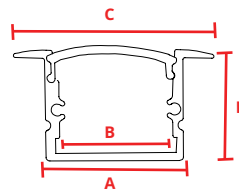
2

3

MATERIAL	Anodized Aluminum						
DESCRIPTION	Slim corner mount channel.						
LENGTH	2 meter						
LENS TYPES	<table border="0"> <tr> <td>Clear</td> <td>CHS-12mm-CC</td> </tr> <tr> <td>Frosted</td> <td>CHS-12mm-CF</td> </tr> <tr> <td>Milky</td> <td>CHS-12mm-CM</td> </tr> </table>	Clear	CHS-12mm-CC	Frosted	CHS-12mm-CF	Milky	CHS-12mm-CM
Clear	CHS-12mm-CC						
Frosted	CHS-12mm-CF						
Milky	CHS-12mm-CM						
ACCESSORIES	<table border="0"> <tr> <td>Endcap</td> <td>CHS-C-1919-EC</td> </tr> <tr> <td>Endcap w/hole</td> <td>CHS-C-1919-ECH</td> </tr> <tr> <td>Mounting Clip</td> <td>CHS-C-1919-MC</td> </tr> </table>	Endcap	CHS-C-1919-EC	Endcap w/hole	CHS-C-1919-ECH	Mounting Clip	CHS-C-1919-MC
Endcap	CHS-C-1919-EC						
Endcap w/hole	CHS-C-1919-ECH						
Mounting Clip	CHS-C-1919-MC						

CHS-R-1715

Fits IP40 FLEX STP only



- A:** 0.68" (17.25mm)
- B:** 0.48" (12.30mm)
- C:** 0.98" (25.00mm)
- D:** 0.59" (15.05mm)



2

MATERIAL	Anodized Aluminum								
DESCRIPTION	Slim and deep recessed channel. Eliminates visible LED nodes when used with FLEXDC 3.0 and milk lens.								
LENGTH	2 meter								
LENS TYPES	<table border="0"> <tr> <td>Clear</td> <td>CHS-12mm-CC</td> </tr> <tr> <td>Frosted</td> <td>CHS-12mm-CF</td> </tr> <tr> <td>Milky</td> <td>CHS-12mm-CM</td> </tr> <tr> <td>Grazer</td> <td>CHS-12mm-CG</td> </tr> </table>	Clear	CHS-12mm-CC	Frosted	CHS-12mm-CF	Milky	CHS-12mm-CM	Grazer	CHS-12mm-CG
Clear	CHS-12mm-CC								
Frosted	CHS-12mm-CF								
Milky	CHS-12mm-CM								
Grazer	CHS-12mm-CG								
ACCESSORIES	<table border="0"> <tr> <td>Endcap</td> <td>CHS-R-1715-EC</td> </tr> <tr> <td>Endcap w/hole</td> <td>CHS-R-1715-ECH</td> </tr> </table>	Endcap	CHS-R-1715-EC	Endcap w/hole	CHS-R-1715-ECH				
Endcap	CHS-R-1715-EC								
Endcap w/hole	CHS-R-1715-ECH								

FLEX STP VARIABLE WHITE

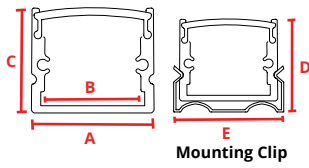
Specification Sheet

MOUNTING OPTIONS - COMPATIBLE CHANNELS

- Not Blended
 Blended w/Milky Lens
 1 Configuration 1
 1a Configuration 1 with Auxiliary Housing Accessory
 2 Configuration 2
 3 Configuration 3

CHS-S-1715

Fits IP40 FLEX STP only



- A:** 0.68" (17.25mm)
- B:** 0.48" (12.30mm)
- C:** 0.59" (15.05mm)
- D:** 0.66" (16.76mm)
- E:** 0.78" (19.90mm)



MATERIAL
Anodized Aluminum



DESCRIPTION
Slim and deep surface mounted channel. Eliminates visible LED nodes when used with FLEXDC 3.0 and milky lens.



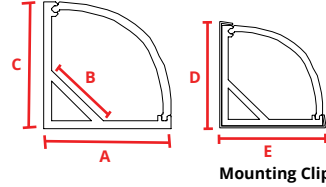
LENGTH
2 meter



LENS TYPES
 Clear CHS-12mm-CC
 Frosted CHS-12mm-CF
 Milky CHS-12mm-CM
 Grazer CHS-12mm-CG

ACCESSORIES
 Endcap CHS-S-1715-EC
 Endcap w/hole CHS-S-1715-ECH
 Mounting Clip CHS-S-1715-MC
 Rotating Mounting Clip CHS-S-1208-MCR

CHS-C-1616



- A:** 0.63" (16.00mm)
- B:** 0.39" (10.00mm)
- C:** 0.63" (16.00mm)
- D:** 0.70" (17.78mm)
- E:** 0.70" (17.78mm)



MATERIAL
Anodized Aluminum



DESCRIPTION
Slim corner mount channel with rounded lens.

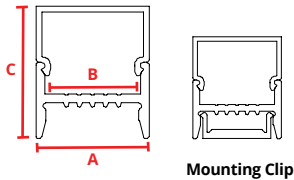


LENGTH
2 meter

LENS TYPES
 Frosted CHS-C-1616-CF
 Milky CHS-C-1616-CM

ACCESSORIES
 Endcap CHS-C-1616-EC
 Endcap w/hole CHS-C-1616-ECH
 Mounting Clip CHS-C-1616-MC

CHS-S-1922S



- A:** 0.77" (19.50mm)
- B:** 0.65" (16.50mm)
- C:** 0.86" (21.80mm)



MATERIAL
Anodized Aluminum



DESCRIPTION
Slim surface mounted channel with square wrap around lens. Mounting clip is fully concealed within fixture base.



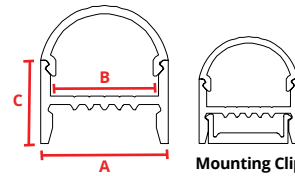
LENGTH
2 meter



LENS TYPES
Milky CHW-S-1922S-CM

ACCESSORIES
 Endcap CHS-S-1922S-EC
 Endcap w/hole CHS-S-1922S-ECH
 Mounting Clip CHS-S-1922S-MC

CHS-S-1922R



- A:** 0.77" (19.50mm)
- B:** 0.65" (16.50mm)
- C:** 0.86" (21.80mm)



MATERIAL
Anodized Aluminum



DESCRIPTION
Slim surface mounted channel with rounded wrap around lens. Mounting clip is fully concealed within fixture base.



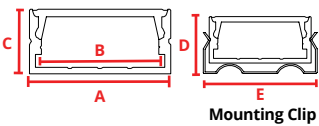
LENGTH
2 meter



LENS TYPES
Milky CHW-S-1922R-CM

ACCESSORIES
 Endcap CHS-S-1922R-EC
 Endcap w/hole CHS-S-1922R-ECH
 Mounting Clip CHS-S-1922R-MC

CHW-S-2010



- A:** 0.93" (23.50mm)
- B:** 0.78" (20.00mm)
- C:** 0.39" (10.00mm)
- D:** 0.48" (12.19mm)
- E:** 1.02" (25.80mm)



MATERIAL
Anodized Aluminum



DESCRIPTION
Low profile surface mounted channel.



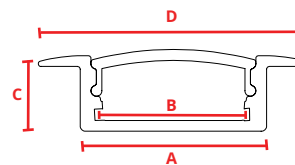
LENGTH
2 meter



LENS TYPES
 Clear CHW-S-2010-CC
 Frosted CHW-S-2010-CF
 Milky CHW-S-2010-CM

ACCESSORIES
 Endcap CHW-S-2010-EC
 Endcap w/hole CHW-S-2010-ECH
 Mounting Clip CHW-S-2010-MC
 Rotating Mounting Clip CHW-S-2010-MCR

CHW-R-2010



- A:** 0.93" (23.50mm)
- B:** 0.78" (20.00mm)
- C:** 0.39" (10.00mm)
- D:** 1.19" (30.24mm)



MATERIAL
Anodized Aluminum



DESCRIPTION
Recessed wide-profile channel.



LENGTH
2 meter

LENS TYPES
 Clear CHW-R-2010-CC
 Frosted CHW-R-2010-CF
 Milky CHW-R-2010-CM

ACCESSORIES
 Endcap CHW-R-2010-EC
 Endcap w/hole CHW-R-2010-ECH

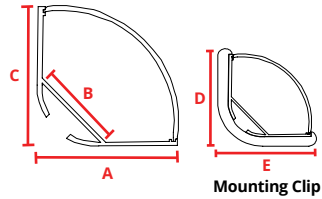
FLEX STP VARIABLE WHITE

Specification Sheet

MOUNTING OPTIONS - COMPATIBLE CHANNELS

- Not Blended
 Blended w/Milky Lens
 1 Configuration 1
 1a Configuration 1 with Auxiliary Housing Accessory
 2 Configuration 2
 3 Configuration 3

CHW-C-3030



- A:** 1.18" (30.00mm)
B: 0.78" (20.20mm)
C: 1.18" (30.00mm)
D: 1.29" (32.77mm)
E: 1.29" (32.77mm)



MATERIAL

Anodized Aluminum



DESCRIPTION

45 degree channel with rounded lens.



LENGTH

2 meter



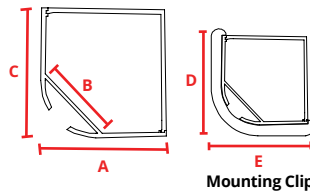
LENS TYPES

Clear	CHW-C-3030-CC
Frosted	CHW-C-3030-CF
Milky	CHW-C-3030-CM

ACCESSORIES

Endcap	CHW-C-3030-EC
Endcap w/hole	CHW-C-3030-ECH
Mounting Clip	CHW-C-3030-MC

CHW-C-3030S



- A:** 1.18" (30.00mm)
B: 0.78" (20.20mm)
C: 1.18" (30.00mm)
D: 1.29" (32.77mm)
E: 1.29" (32.77mm)



MATERIAL

Anodized Aluminum



DESCRIPTION

45 degree channel with square lens.



LENGTH

2 meter



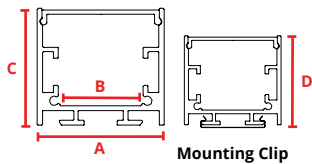
LENS TYPES

Clear	CHW-C-3030S-CC
Frosted	CHW-C-3030S-CF
Milky	CHW-C-3030S-CM

ACCESSORIES

Endcap	CHW-C-3030S-EC
Endcap w/hole	CHW-C-3030S-ECH
Mounting Clip	CHW-C-3030S-MC

CHW-S/H-3535



- A:** 1.39" (35.25mm)
B: 0.96" (24.50mm)
C: 1.39" (35.25mm)
D: 1.54" (39.00mm)

*Must specify for hanging or surface mount application.



MATERIAL

Anodized Aluminum



DESCRIPTION

Wide and deep surface mounted or hanging channel. Eliminates visible LED nodes for most FLEXDC products when used with a milky lens.



LENGTH

2 meter



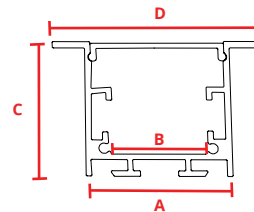
LENS TYPES

Frosted	CHW-35mm-CF
Milky	CHW-35mm-CM

ACCESSORIES

Endcap	CHW-S-3535-EC
Endcap w/hole	CHW-S-3535-ECH
Mounting Clip	CHW-S-3535-MC
Hanging Hardware	CHW-SH-3535-MW
Bracket Straight	CHW-S-XX35-BS
Bracket 90° Flat	CHW-S-XX35-B90F
Bracket 90° Raised	CHW-S-XX35-B90R
End Cap for FLEX AC	CHW-S-3535-ECAC
Mounting Clip for FLEX AC	CHW-S-3535-MCAC
VHB Tape	VHBTAPE.AC

CHW-R-4435



- A:** 1.39" (35.25mm)
B: 0.96" (24.50mm)
C: 1.39" (35.25mm)
D: 2.00" (51.04mm)



MATERIAL

Anodized Aluminum



DESCRIPTION

Wide and deep recessed channel. Eliminates visible LED nodes for most FLEXDC products when used with a milky lens. Can be securely and conveniently mounted with CHW-R-4435-SC spring clip.



LENGTH

2 meter



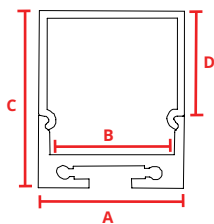
LENS TYPES

Frosted	CHW-35mm-CF
Milky	CHW-35mm-CM

ACCESSORIES

Endcap	CHW-R-4435-EC
Endcap w/hole	CHW-R-4435-ECH
Mounting Clip	CHW-R-4435-SC
Bracket Straight	CHW-S-XX35-BS
Bracket 90° Flat	CHW-S-XX35-B90F
Bracket 90° Raised	CHW-S-XX35-B90R
End Cap for FLEX AC	CHW-R-4435-ECAC
Mounting Clip for FLEX AC	CHW-R-4435-MCAC
VHB Tape	VHBTAPE.AC

CHW-S/H-2027



- A:** 0.79" (20.30mm)
B: 0.66" (16.70mm)
C: 1.06" (27.00mm)
D: 0.76" (19.50mm)

*Must specify for hanging or surface mount application.



MATERIAL

Anodized Aluminum



DESCRIPTION

Small surfaced mounted or hanging channel with wrap around lens.



LENGTH

2 meter



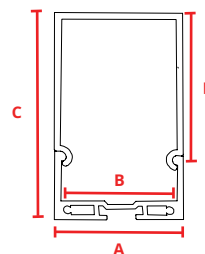
LENS TYPES

Clear	CHW-SH-2027-CC
Frosted	CHW-SH-2027-CF
Milky	CHW-SH-2027-CM

ACCESSORIES

Endcap	CHW-SH-2027-EC
End Cap w/hole	CHW-SH-2027-ECH
Hanging Hardware	CHW-SH-MW
Bracket Straight	CHW-SH-BS
Bracket 90° Flat	CHW-SH-B90F
Bracket 90° Raised	CHW-SH-B90R

CHW-S/H-3561



- A:** 1.38" (35.00mm)
B: 1.24" (31.40mm)
C: 2.43" (61.70mm)
D: 1.57" (39.90mm)

*Must specify for hanging or surface mount application.



MATERIAL

Anodized Aluminum



DESCRIPTION

Large surface mounted or hanging channel with wrap around lens.



LENGTH

2 meter



LENS TYPES

Milky	CHW-SH-3561-CM
-------	----------------

ACCESSORIES

Endcap	CHW-SH-3561-EC
End Cap w/hole	CHW-SH-3561-ECH
Hanging Hardware	CHW-SH-MW
Bracket Straight	CHW-SH-BS
Bracket 90° Flat	CHW-SH-B90F
Bracket 90° Raised	CHW-SH-B90R

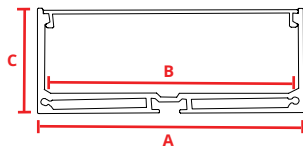
FLEX STP VARIABLE WHITE

Specification Sheet

MOUNTING OPTIONS - COMPATIBLE CHANNELS

- Not Blended
 Blended w/Milky Lens
 1 Configuration 1
 1a Configuration 1 with Auxiliary Housing Accessory
 2 Configuration 2
 3 Configuration 3

CHW-S/H-7532



- A:** 2.95" (75.00mm)
B: 2.52" (64.00mm)
C: 1.26" (32.00mm)

**Must specify for hanging or surface mount application.*



MATERIAL

Anodized Aluminum



DESCRIPTION

Wide surface mounted or hanging channel with flat lens.



LENGTH

2 meter



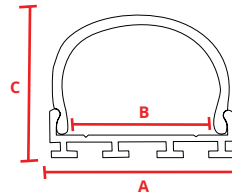
LENS TYPES

Frosted CHW-SH-7532-CF

ACCESSORIES

Endcap CHW-SH-7532-EC
Endcap w/hole CHW-SH-7532-ECH
Hanging Hardware CHW-SH-MW
Bracket Straight CHW-SH-BS
Bracket 90° Flat CHW-SH-B90F
Bracket 90° Raised CHW-SH-B90R

CHW-S-2623



- A:** 1.03" (26.20mm)
B: 0.80" (20.35mm)
C: 0.89" (22.76mm)



MATERIAL

Anodized Aluminum



DESCRIPTION

Surface mounted channel with wrap around lens.



LENGTH

2 meter



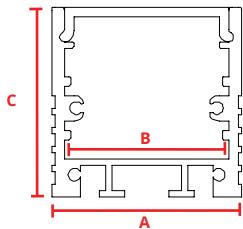
LENS TYPES

Milky CHW-S-2623-CM

ACCESSORIES

Endcap CHW-S-2623-EC
Endcap w/hole CHW-S-2623-ECH

CHW-S/H-3030



- A:** 1.18" (30.00mm)
B: 1.01" (25.60mm)
C: 1.18" (30.00mm)

**Must specify for hanging or surface mount application.*



MATERIAL

Anodized Aluminum



DESCRIPTION

Wide and deep surface mounted or hanging channel with flat lens for even blending.



LENGTH

2 meter



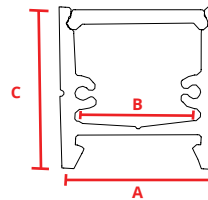
LENS TYPES

Milky CHW-SH-3030-CM

ACCESSORIES

Endcap CHW-SH-3030-EC
Endcap w/hole CHW-SH-3030-ECH
Hanging Hardware CHW-SH-MW
Bracket Straight CHW-SH-BS
Bracket 90° Flat CHW-SH-B90F
Bracket 90° Raised CHW-SH-B90R
End Cap for FLEX AC CHW-SH-3030-ECAC
Mounting Clip for FLEX AC CHW-SH-3030-MCAC
VHB Tape VHBTAPE.AC

CHC-S-1921



- A:** 0.76" (19.43mm)
B: 0.55" (14.09mm)
C: 0.84" (21.43mm)



MATERIAL

Anodized Aluminum



DESCRIPTION

Surface mount channel with flat lens. Mounts to ferrous and non-ferrous surfaces using magnets with no visible fasteners once mounted.



LENGTH

2 meter



LENS TYPES

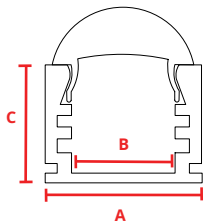
Milky CHC-S-1921-CM

ACCESSORIES

Anodized Aluminum Endcap CHC-S-1921-EC
Anodized Aluminum Endcap w/hole CHC-S-1921-ECH
Channel Mounted Magnet CHC-S-1921-MA
Wall Mounted Magnet CHC-S-1921-M
1" Mounting Plate CHC-S-1921-B1

CHSP-S-1618

Fits IP40 FLEX STP only



- A:** 0.63" (16.00mm)
B: 0.40" (10.16mm)
C: 0.49" (11.90mm)



MATERIAL

Anodized Aluminum



DESCRIPTION

Includes an aluminum insert that allows selection between (4) different beamspreads based on the position of the insert.



LENGTH

2 meter

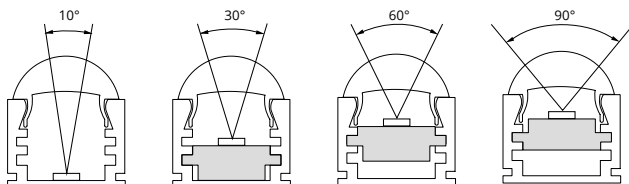


LENS TYPES

Focusing Lens CHSP-S-1618-CFL

ACCESSORIES

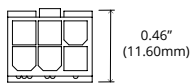
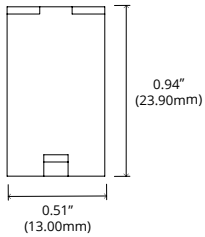
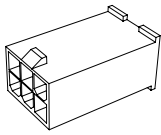
Endcap CHSP-S-1618-EC
Endcap w/hole CHSP-S-1618-ECH
Mounting Clip CHSP-S-1618-MC



ACCESSORIES

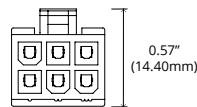
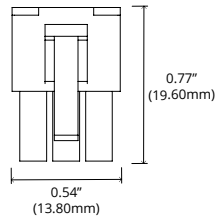
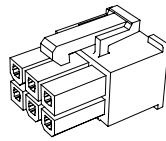
LC-I3P-M

Indoor Lead Connector
(Male)




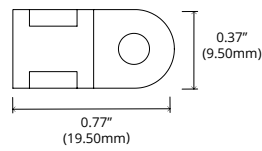
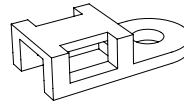
LC-I3P-F

Indoor Lead Connector
(Female)



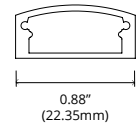
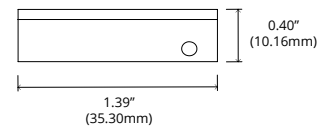
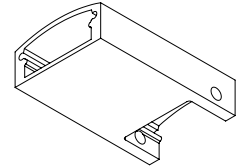
FLEX.ZIP

Strain Relief Clip



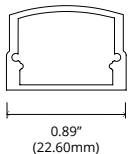
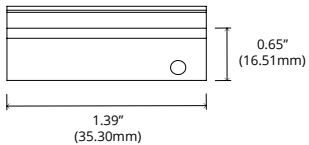
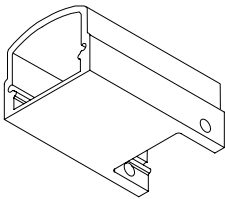
PFC-HO-1208-SS-KIT

1a Configuration 1 with
Auxiliary Housing Accessory
Flex Connect Auxiliary Housing
Accessory



PFC-HO-1715-SS-KIT

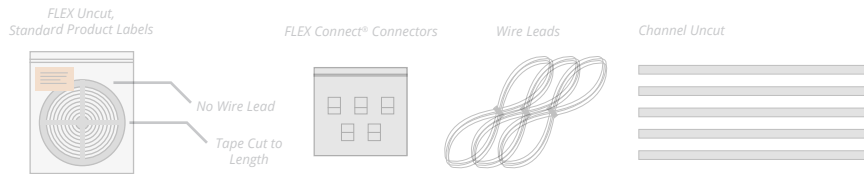
1a Configuration 1 with
Auxiliary Housing Accessory
Flex Connect Auxiliary Housing
Accessory



CONFIGURATION TYPES


1 [NOT COMPATIBLE] FLEX cut to length with FLEX Connect® Power Feeds for Field Termination, Channel uncut for field cutting

- Specify **FLEXConfig-1**
- Specify FLEX type and channel type
- FLEX factory cut to length, but not terminated
- One FLEX Connect® power feed connector and 6' lead provided per FLEX run
 - Uncut rolls of lead wire can also be provided (see page 8 for part #)
- Channel shipped uncut for field cutting.
- Specify number of butt splices (not shown - see page 8)
- IP68 not available in **FLEXConfig-1**
- JA8 2016 not available in **FLEXConfig-1**
- FLEXConfig-1** is quick ship if run lengths are provided at time of order. Take offs, if needed, will add lead time.
- The below channels are **NOT** compatible with FLEX Connect®:
 - Slim:**
 - CHS-R-1208
 - CHS-R-1715
 - CHS-C-1616
 - CHC-S-1921
 - Specialty:**
 - CHSP-R-2970
 - CHSP-S-1618
 - CHSP-STEP-8142



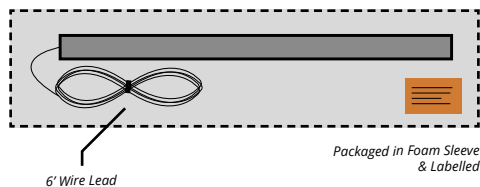
2 Cut To Length With Soldered Leads, Assemble On-Site^{1, 2, 3}

- Specify **FLEXConfig-2**
- Specify FLEX type and channel type
- Specify run lengths
- IP68 only available in **FLEXConfig-2**
- If no config is specified, and run lengths are provided, **FLEXConfig-2** will be used



3 Pre-Assembled Factory Finished Fixtures^{1, 2}

- Specify **FLEXConfig-3**
- Fully assembled fixture
- ETL stamped and listed as a fixture
- 6.50' max length
- Standard 6' power lead unless otherwise specified
- The below channels **CANNOT** be factory assembled:
 - Slim:**
 - CHS-R-1208
 - CHS-R-1715
 - Wide:**
 - CHW-R-2010
 - CHW-S-2027
 - CHW-S-7532
 - CHW-S-2623
 - CHW-S-3030
 - CHW-S-3561



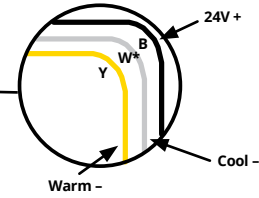
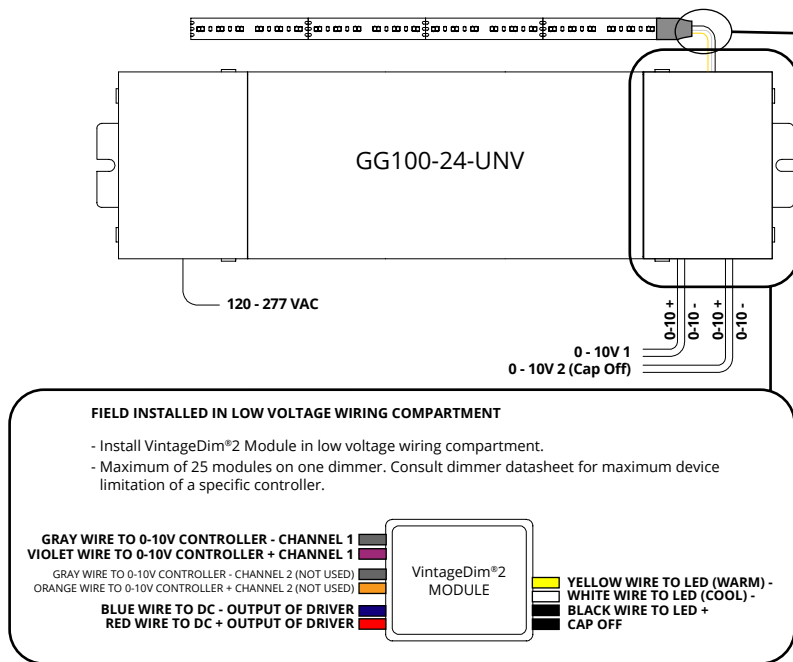
NOTES:

- Due to the nature of the FLEX DC® product, specific lengths may not fall exactly on a cutting point. In this case, Optic Arts® will always cut to the smaller dimension unless otherwise specified.
- Unless otherwise specified, channel is cut 15mm longer than FLEX DC®.
- Some on-site assembly required. See installation guides for details.

FLEX STP VARIABLE WHITE

Specification Sheet

COMPATIBLE DRIVERS



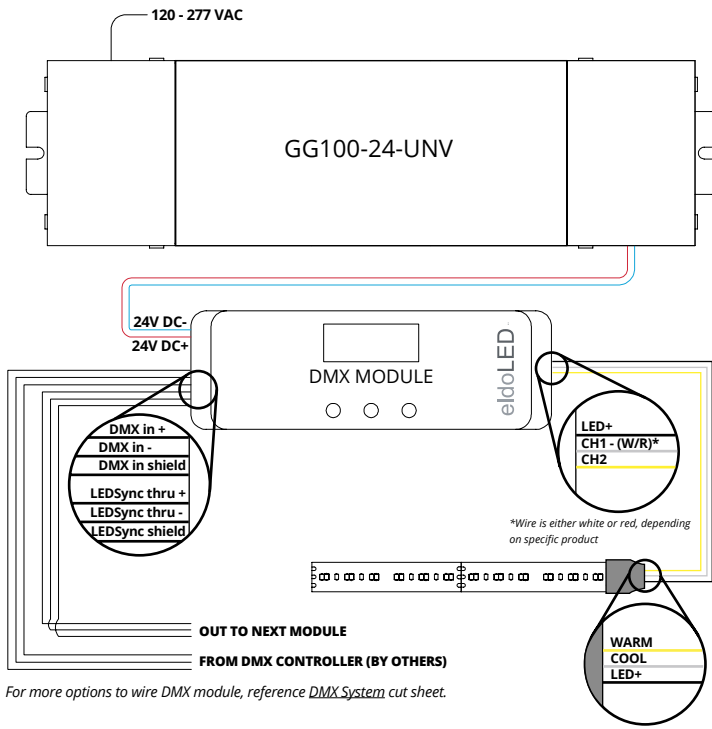
*Wire is either white or red, depending on specific product.

ELECTRONIC DRIVER W/VintageDim®2 MODULE

PART	DESCRIPTION
GG100E-24-UNV-W	96W 120-277VAC ELECTRONIC DRIVER WITH VINTAGEDIM®2 DIMMING MODULE STANDARD DIM TO WARM CURVE
GG100E-24-UNV-C	96W 120-277VAC ELECTRONIC DRIVER WITH VINTAGEDIM®2 DIMMING MODULE CUSTOM CURVE

DIMENSIONS	
ELECTRONIC DRIVER	H 3.00"; L 11.46"; W 1.30"
VintageDim®2 MODULE	H 1.56"; L 1.56"; W 0.78"

DIMMING PERFORMANCE	
ELECTRONIC DRIVER - VintageDim®2	Dims below 1% on most 0-10V dimmers



ELECTRONIC DRIVER W/DMX MODULE

PART	DESCRIPTION
GG100E-24-UNV-DMX	96W 120-277VAC ELECTRONIC DRIVER WITH eldoLED DMX DIMMING MODULE

DIMENSIONS	
96W	H 3.00"; L 11.46"; W 1.30"
DMX MODULE	H 1.97"; L 6.02"; W 0.91"

*Must be installed in UL box (by others)

DIMMING PERFORMANCE	
ELECTRONIC DRIVER - DMX MODULE	Dims to 0.1% on most DMX systems



FLEX STP VARIABLE WHITE

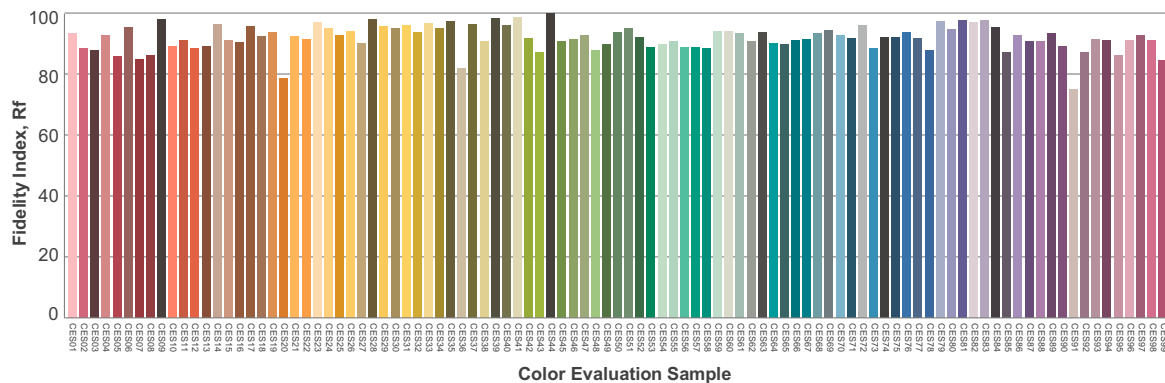
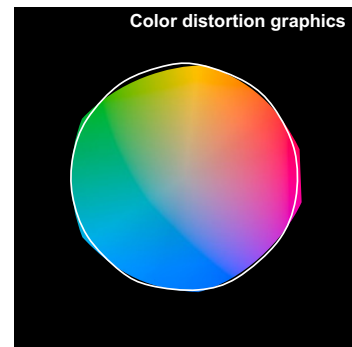
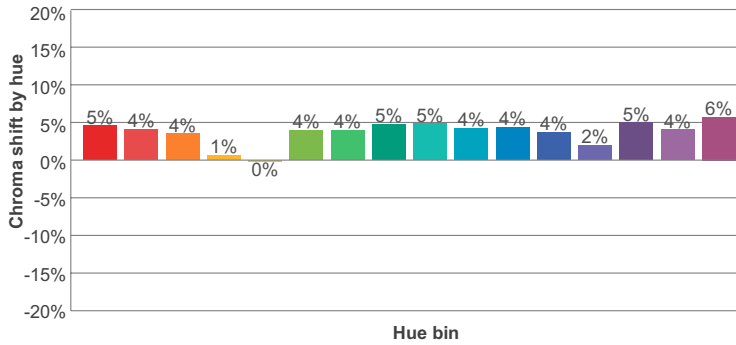
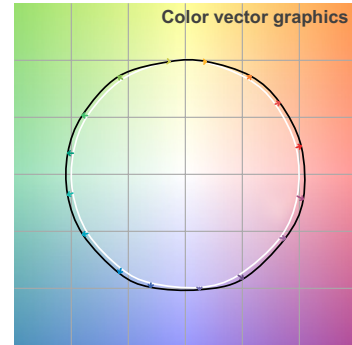
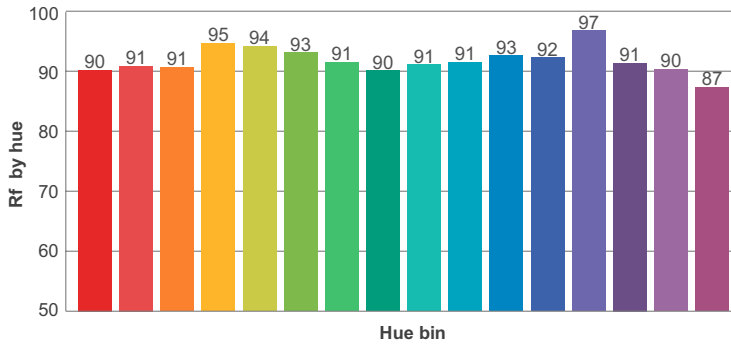
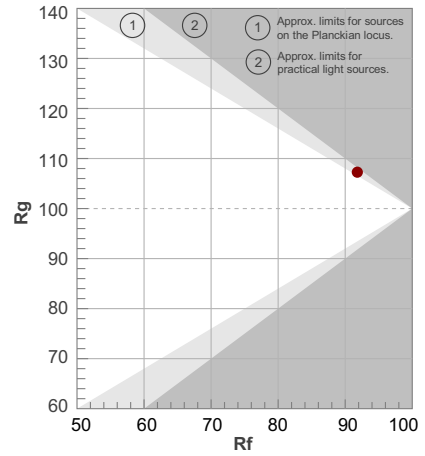
Specification Sheet

TM-30 - 1800K, 6500K (Both Colors @ 100%)

Rf 91.8
Fidelity index Rf

Rg 107.3
Gammut index Rg

Hue Bin	R _f	Graphic shifts (%)	
		Chroma	Hue
1	90	5%	0%
2	91	4%	-1%
3	91	4%	-1%
4	95	1%	-2%
5	94	0%	-1%
6	93	4%	2%
7	91	4%	3%
8	90	5%	1%
9	91	5%	1%
10	91	4%	-2%
11	93	4%	1%
12	92	4%	0%
13	97	2%	0%
14	91	5%	2%
15	90	4%	2%
16	87	6%	-2%



1130 Monterey Pass Rd, Monterey Park, CA 91754
213.250.6069 | customerservice@opticsarts.com | www.opticsarts.com



FLEX STP VARIABLE WHITE

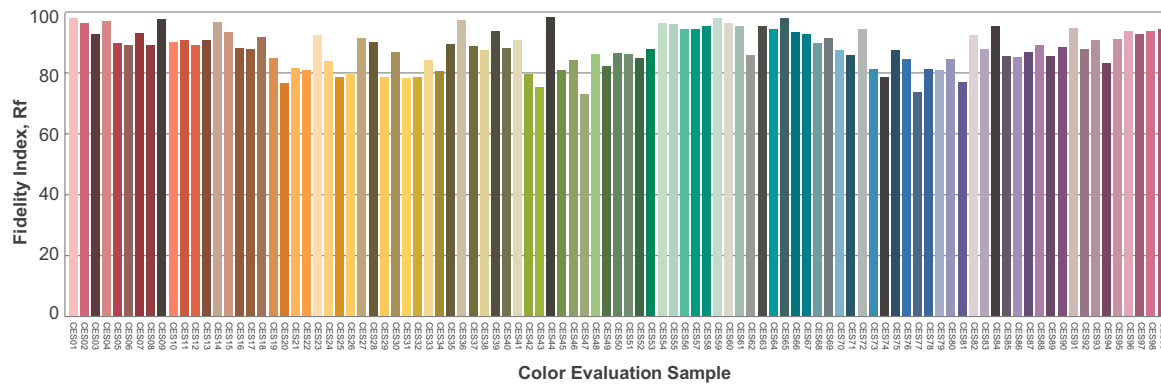
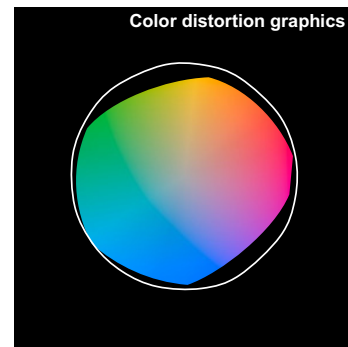
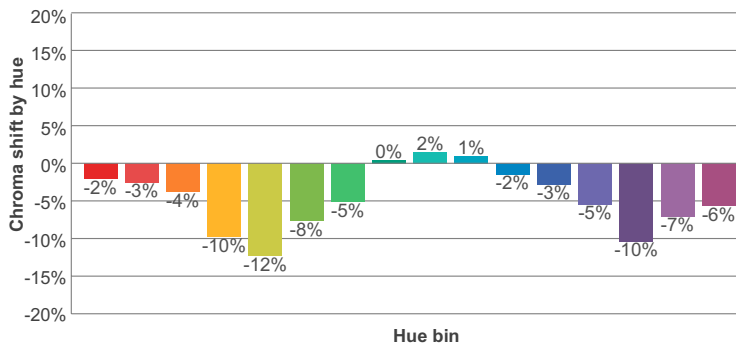
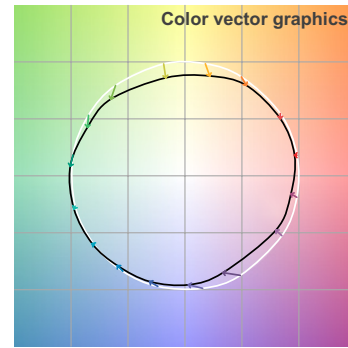
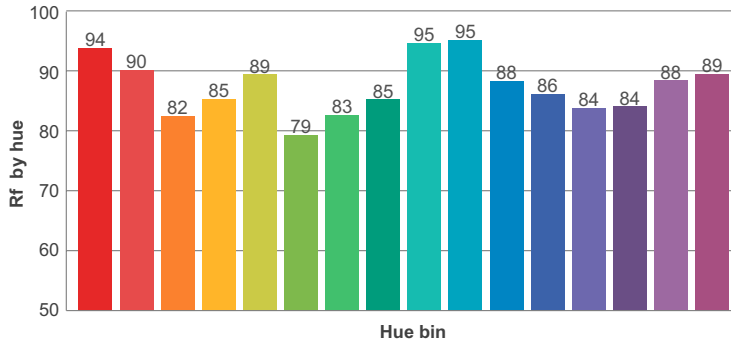
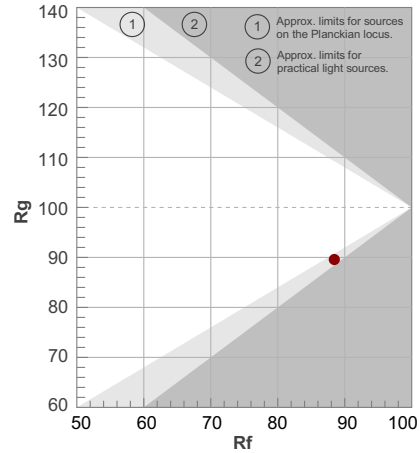
Specification Sheet

TM-30 - 1800K Only (From 1800K-6500K)

Rf 88.4
Fidelity index Rf

Rg 89.6
Gammut index Rg

Hue Bin	R _f	Graphic shifts (%)	
		Chroma	Hue
1	94	-2%	0%
2	90	-3%	-4%
3	82	-4%	-8%
4	85	-10%	-6%
5	89	-12%	1%
6	79	-8%	10%
7	83	-5%	9%
8	85	0%	10%
9	95	2%	2%
10	95	1%	-2%
11	88	-2%	-7%
12	86	-3%	-8%
13	84	-5%	-12%
14	84	-10%	-11%
15	88	-7%	1%
16	89	-6%	2%



FLEX STP VARIABLE WHITE

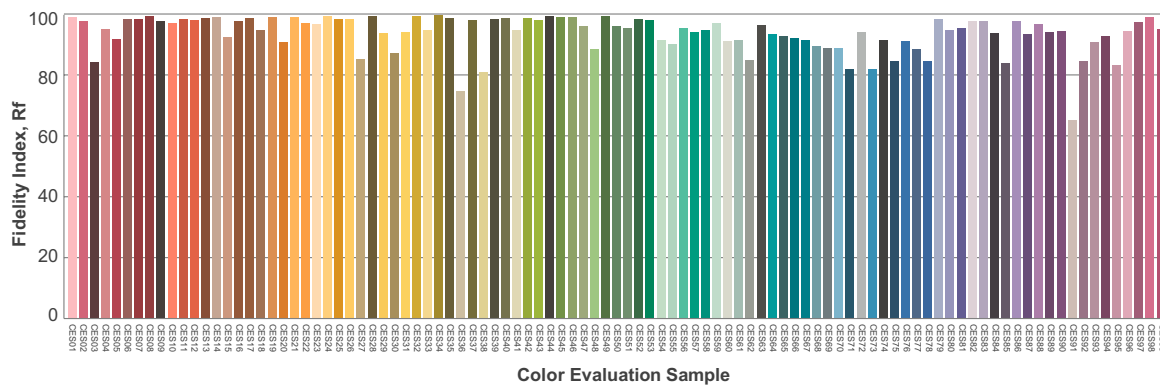
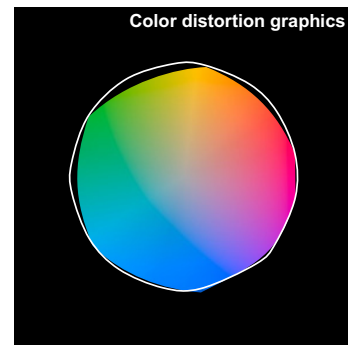
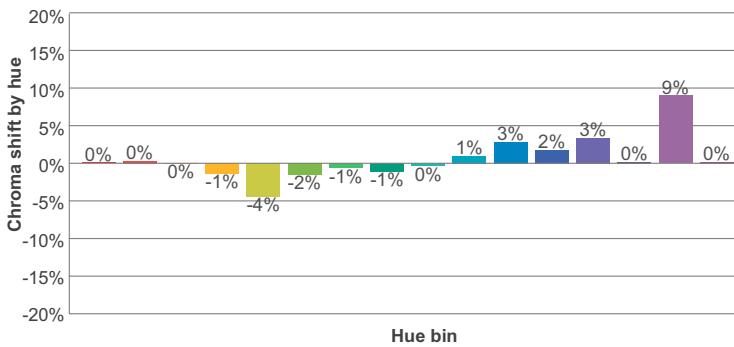
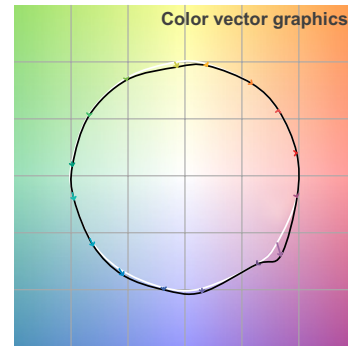
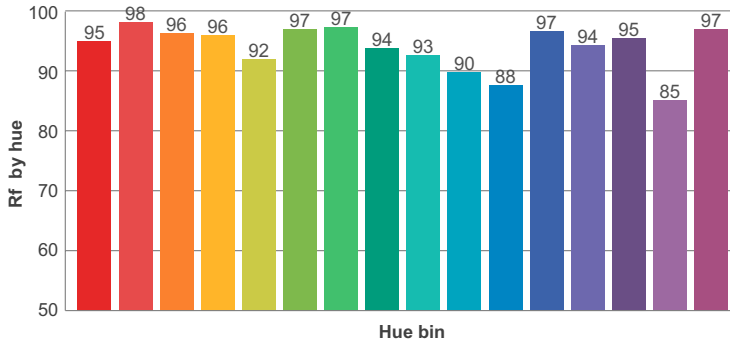
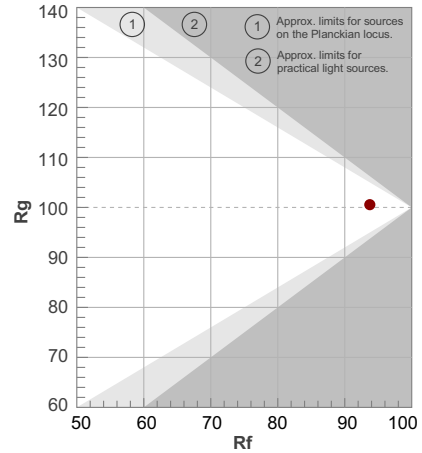
Specification Sheet

TM-30 - 6500K Only (From 1800K-6500K)

Rf 93.7
Fidelity index Rf

Rg 100.6
Gammut index Rg

Hue Bin	R _f	Graphic shifts (%)	
		Chroma	Hue
1	95	0%	0%
2	98	0%	0%
3	96	0%	-1%
4	96	-1%	-1%
5	92	-4%	-1%
6	97	-2%	1%
7	97	-1%	1%
8	94	-1%	3%
9	93	0%	6%
10	90	1%	7%
11	88	3%	6%
12	97	2%	0%
13	94	3%	-1%
14	95	0%	-1%
15	85	9%	-7%
16	97	0%	0%



FLEX STP VARIABLE WHITE

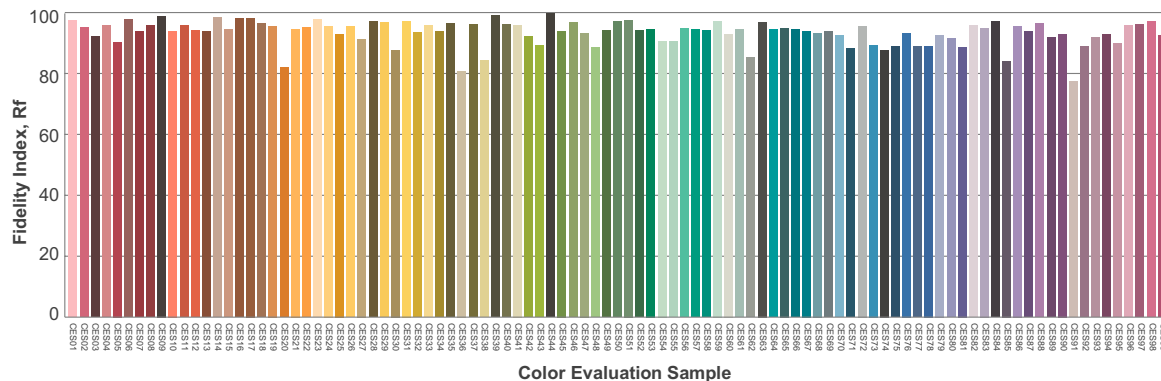

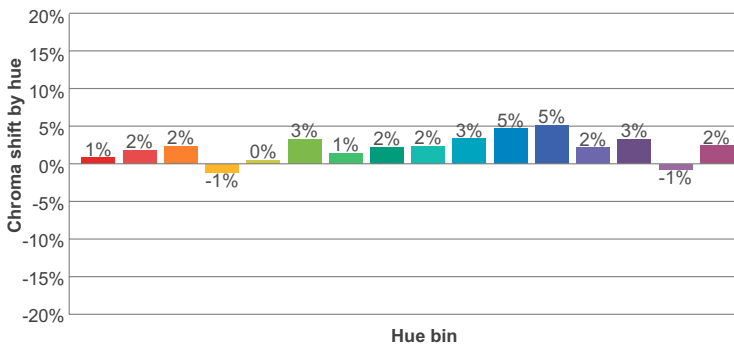
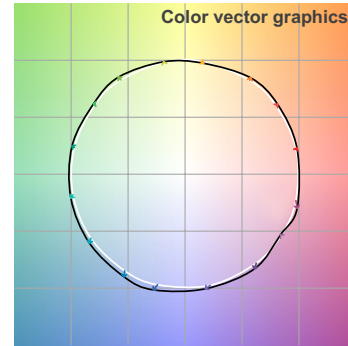
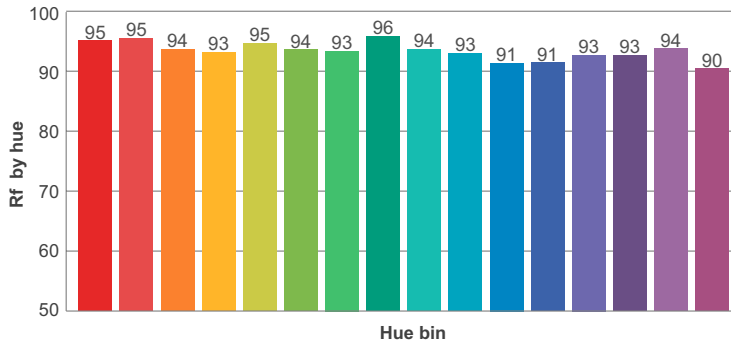
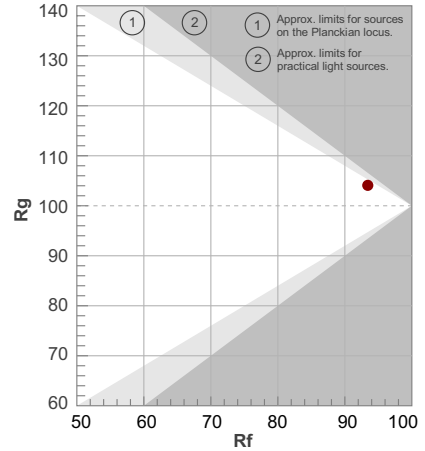
Specification Sheet

TM-30 - 1800K, 3550K (Both Colors @ 100%)

Rf 93.4
Fidelity index Rf

Rg 104.1
Gammut index Rg

Hue Bin	R _f	Graphic shifts (%)	
		Chroma	Hue
1	95	1%	1%
2	95	2%	0%
3	94	2%	1%
4	93	-1%	-2%
5	95	0%	0%
6	94	3%	1%
7	93	1%	1%
8	96	2%	-1%
9	94	2%	2%
10	93	3%	3%
11	91	5%	2%
12	91	5%	-3%
13	93	2%	-5%
14	93	3%	-4%
15	94	-1%	0%
16	90	2%	-6%



FLEX STP VARIABLE WHITE

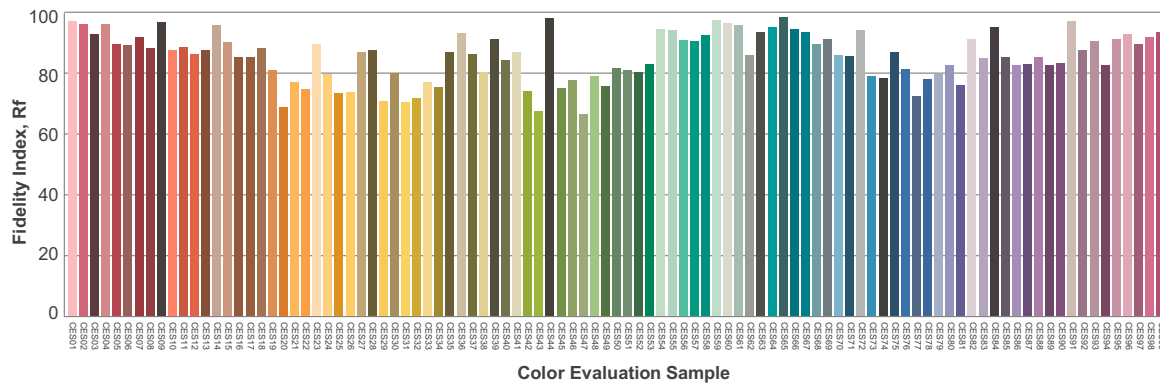
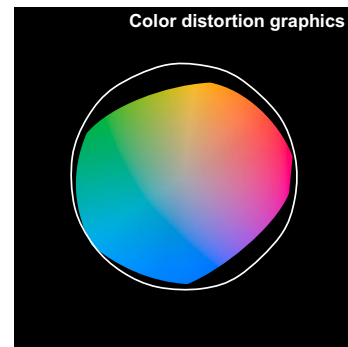
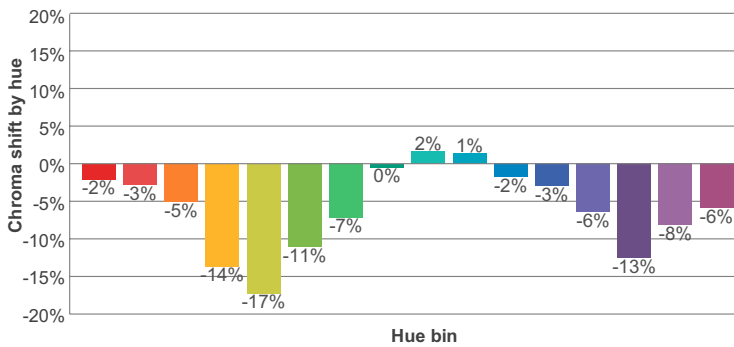
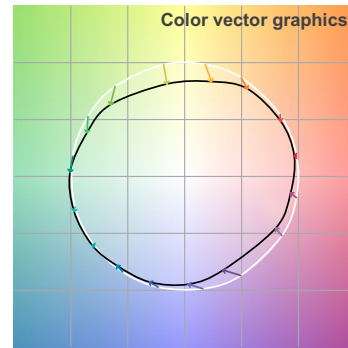
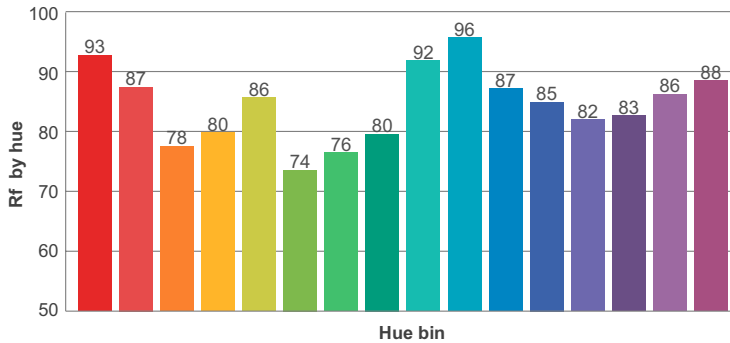
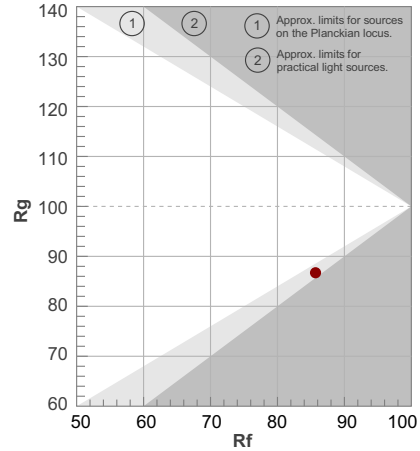
Specification Sheet

TM-30 - 1800K Only (From 1800K-3550K)

Rf 85.7
Fidelity index Rf

Rg 86.7
Gammut index Rg

Hue Bin	R _f	Graphic shifts (%)	
		Chroma	Hue
1	93	-2%	0%
2	87	-3%	-5%
3	78	-5%	-10%
4	80	-14%	-8%
5	86	-17%	0%
6	74	-11%	12%
7	76	-7%	12%
8	80	0%	14%
9	92	2%	4%
10	96	1%	-2%
11	87	-2%	-7%
12	85	-3%	-8%
13	82	-6%	-12%
14	83	-13%	-10%
15	86	-8%	2%
16	88	-6%	3%



1130 Monterey Pass Rd, Monterey Park, CA 91754
213.250.6069 | customerservice@opticsarts.com | www.opticsarts.com

Optic Arts reserves the right to modify this specification without prior notice.
Last Modified: January 9, 2019 10:37 AM



FLEX STP VARIABLE WHITE

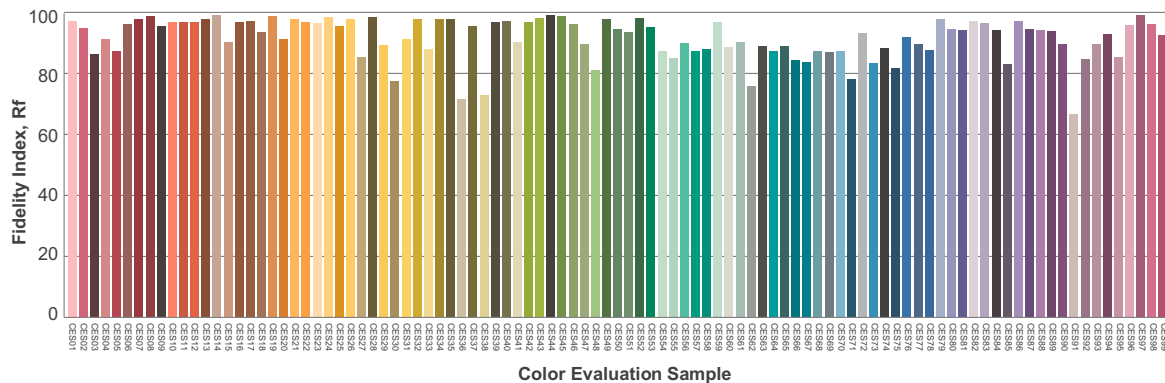
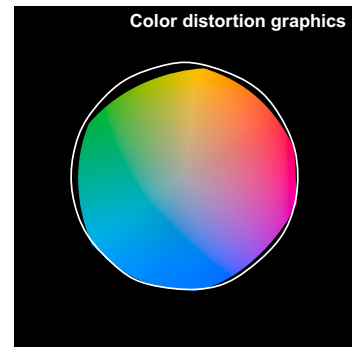
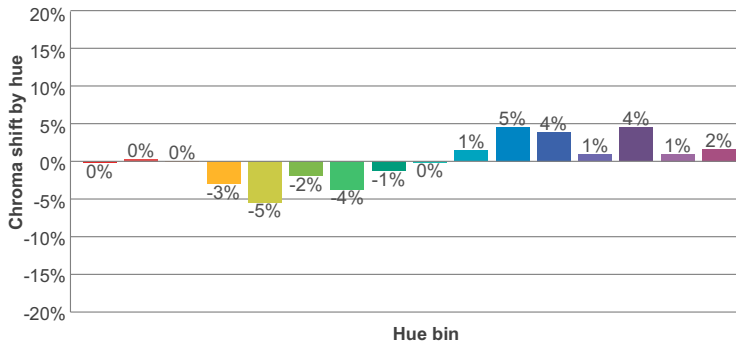
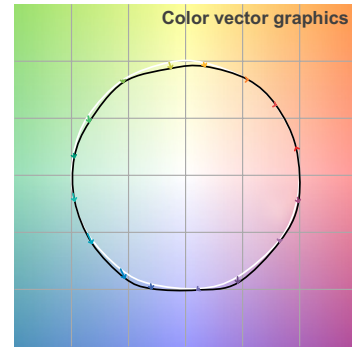
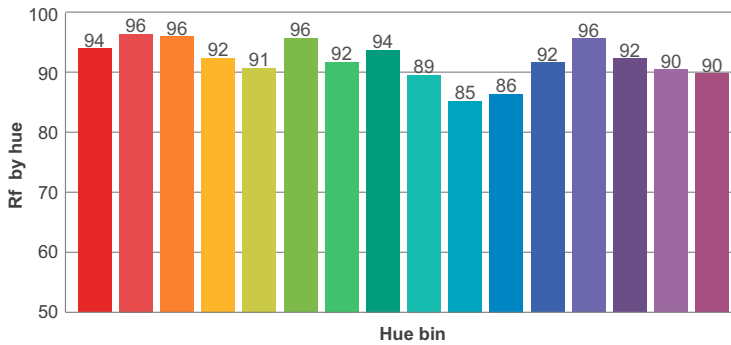
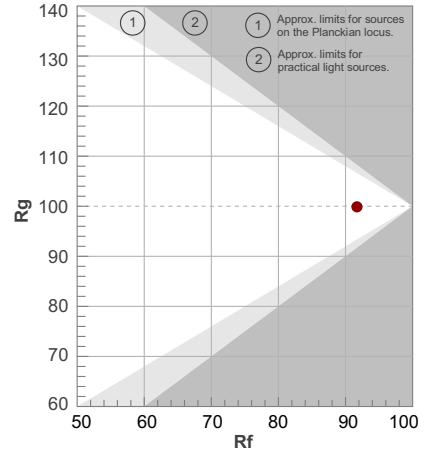
Specification Sheet

TM-30 - 3550K Only (From 1800K-3550K)

Rf 91.7
Fidelity index Rf

Rg 99.9
Gammut index Rg

Hue Bin	R _f	Graphic shifts (%)	
		Chroma	Hue
1	94	0%	1%
2	96	0%	0%
3	96	0%	0%
4	92	-3%	-2%
5	91	-5%	-1%
6	96	-2%	1%
7	92	-4%	4%
8	94	-1%	3%
9	89	0%	7%
10	85	1%	9%
11	86	5%	7%
12	92	4%	1%
13	96	1%	-2%
14	92	4%	-3%
15	90	1%	-2%
16	90	2%	-4%



1130 Monterey Pass Rd, Monterey Park, CA 91754
213.250.6069 | customerservice@opticsarts.com | www.opticsarts.com

Optic Arts reserves the right to modify this specification without prior notice.
Last Modified: January 9, 2019 10:37 AM