



**FLEX DC® QUAD** features Red, Green, Blue and White LEDs together in one LED package for seamless color mixing.

- Standard Colors/Color Temperatures: RGB + 3000k or 6000K
- 18 LEDs per foot

## ELECTRICAL

<b>Input Voltage</b>	24VDC
<b>Dimming Options</b>	• DMX
<b>Power Consumption</b>	5.5 Watts per foot
<b>Wire Size</b>	18AWG x 5
<b>Certification</b>	<b>ETL</b> - Conforms to UL Std. 2108; Certified to CSA Std. C22.2 No. 9.0

## PHYSICAL

<b>Field Cuttable</b>	Every 3.94"
<b>Operating Temperature</b>	-40° C (-40°F) to +70°C (+158°F)
<b>Environment</b>	<b>IP40</b> - Dry Location <b>IP68</b> - Wet Location
<b>Maximum Run Length</b>	<b>IP40:</b> 17', <b>IP68:</b> 17'
<b>Dimensions (WxH)</b>	<b>IP40</b> - 0.48" (12.70mm) x 0.09" (3.18mm) <b>IP68</b> - 0.57" (14.29mm) x 0.25" (6.35mm) <b>IP68 Endcaps</b> - 0.69" (17.46mm) x 0.38" (9.53mm)

## ACCESSORIES

<b>Mounting Clips</b>	FLEXMNT.SIL.INT, FLEXMNT.SIL.EXT12 (pg. 7)
<b>Channels</b>	Optic Arts® Channel (pg. 3-6)
<b>Connectors</b>	LC-ISP-M, LC-ISP-F, LC-O5P-F, LC-O5P-M (pg. 7)

## LUMEN OUTPUT (All LEDs at 100%)

<b>2700K</b>	241.64 lm/foot 43.93 lm/Watt
<b>3000K</b>	293.00 lm/foot 45.12 lm/Watt
<b>6000K</b>	283.00 lm/foot 43.56 lm/Watt

\*Stated lumen values have a tolerance of +/- 10%.

## PERFORMANCE

<b>CCT</b>	2700K, 3000K, 6000K, Red, Green, Blue, White
<b>Lumen Maintenance</b>	50,000 Hours
<b>Warranty</b>	5 years

## PART NUMBER BUILDER

SERIES	+	IP RATING	+	COLOR <sup>1</sup>	+	VOLTAGE	+	WATTAGE	+	CONFIGURATION	+	LENGTH
FLEXDC		40 = IP40 - Dry Location 68 = IP68 - Wet Location		RGBWQ27 = 2700K RGBWQ30 = 3000K RGBWQ60 = 6000K		24 = 24 VDC		55 = 5.5W		FLC1 = FLEX Config 1 FLC2 = FLEX Config 2 FLC3 = FLEX Config 3		XX = Custom Length

<sup>1</sup>: Additional white LED CCTs available. Contact Optic Arts for details.

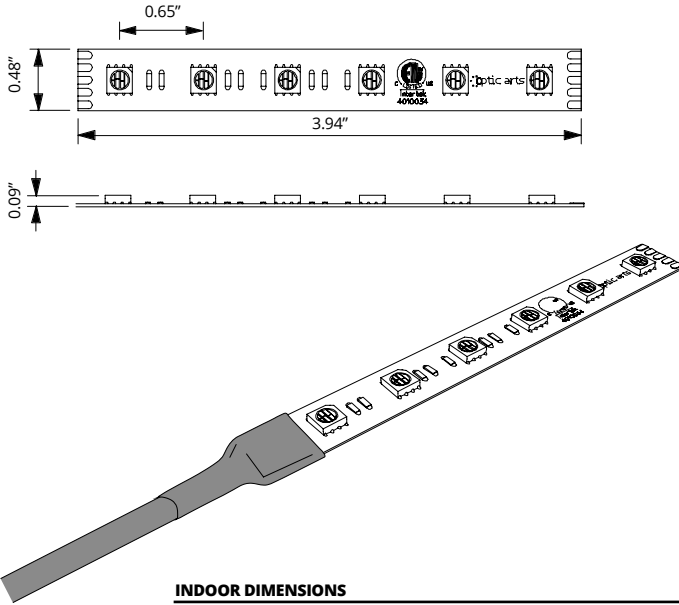
## DIMENSIONS

Optic Arts® cuts all FLEX DC® and Channel products to length per customer specifications. Each length of FLEX DC® is fitted with a 6' wire lead (custom lengths available upon request) and packaged on a reel in an anti-static bag. Bags are labeled with fixture type, length and location (if applicable).

Each piece of channel is labeled with fixture type, length and location (if applicable), and is bundled by fixture type.

- Due to the nature of the FLEX DC® product, specific lengths may not fall exactly on a cutting point. In this case, Optic Arts® will always cut to the smaller dimension unless otherwise specified.
- Unless otherwise specified, channel is cut 15mm longer than FLEX DC®.
- Some on-site assembly required. See installation guides for details.

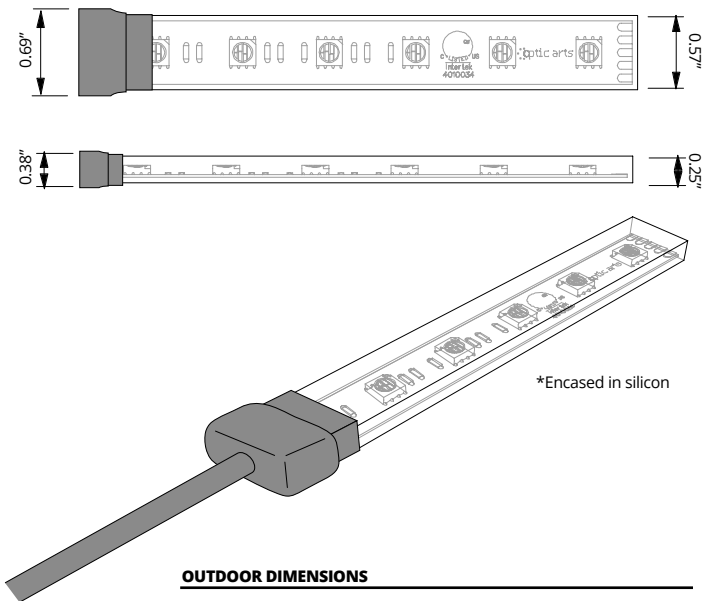
### INDOOR FLEX DC® QUAD



#### INDOOR DIMENSIONS

Width	0.48" (12.70mm)
Height	0.09" (3.18mm)
Cuttable Segment Length	3.94" (100.00mm)
Pitch Length	0.65" (15.88mm)
Max Run Length	17.00' (5181.60mm)

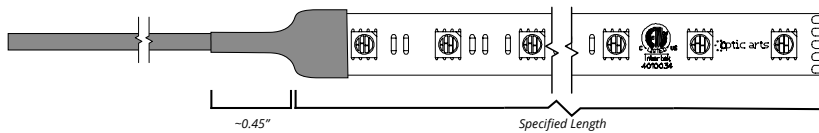
### OUTDOOR FLEX DC® QUAD



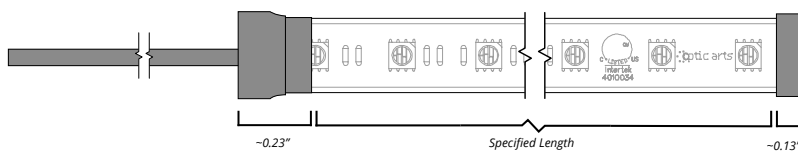
#### OUTDOOR DIMENSIONS

Width	0.57" (14.29mm)
Height	0.25" (6.35mm)
Width (Endcap)	0.69" (17.46mm)
Height (Endcap)	0.38" (9.53mm)
Max Run Length	17.00' (5181.60mm)

### INDOOR FLEX DC® QUAD



### OUTDOOR FLEX DC® QUAD



## KEY

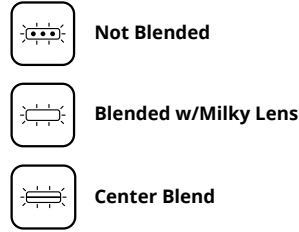
### CHANNEL PART NUMBER BREAKDOWN:

CHS	+	R	+	1208
SERIES		APPLICATION		DIMENSIONS
CHS = Slim Channel CHW = Wide Channel		S = Surface Mount R = Recessed Mount C = Corner Mount H = Hanging Mount		XXXX = W x H (mm)

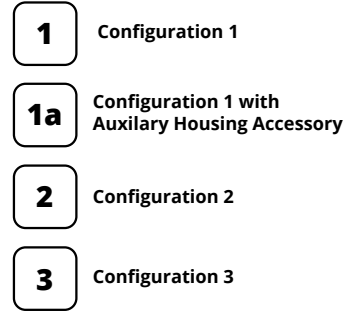
### CHS-R-1208

• Click on channel titles below to access complete channel cut sheets

### DIFFUSION LEVEL:

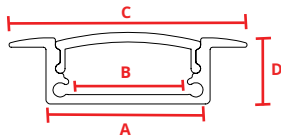


### CONFIGURATION:



### CHS-R-1208

Fits IP40 FLEX DC®



- A:** 0.68" (17.25mm)
- B:** 0.50" (12.59mm)
- C:** 0.98" (25.00mm)
- D:** 0.34" (8.60mm)

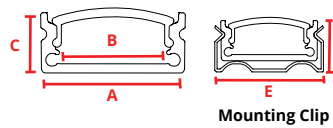


2

MATERIAL	Anodized Aluminum						
DESCRIPTION	Slim and shallow recessed channel.						
LENGTH	2 meter						
LENS TYPES	<table border="0"> <tr><td>Clear</td><td>CHS-12mm-CC</td></tr> <tr><td>Frosted</td><td>CHS-12mm-CF</td></tr> <tr><td>Milky</td><td>CHS-12mm-CM</td></tr> </table>	Clear	CHS-12mm-CC	Frosted	CHS-12mm-CF	Milky	CHS-12mm-CM
Clear	CHS-12mm-CC						
Frosted	CHS-12mm-CF						
Milky	CHS-12mm-CM						
ACCESSORIES	<table border="0"> <tr><td>Endcap</td><td>CHS-R-1208-EC</td></tr> <tr><td>Endcap w/hole</td><td>CHS-R-1208-ECH</td></tr> </table>	Endcap	CHS-R-1208-EC	Endcap w/hole	CHS-R-1208-ECH		
Endcap	CHS-R-1208-EC						
Endcap w/hole	CHS-R-1208-ECH						

### CHS-S-1208

Fits IP40 FLEX DC®



- A:** 0.68" (17.25mm)
- B:** 0.50" (12.59mm)
- C:** 0.34" (8.60mm)
- D:** 0.40" (12.70mm)
- E:** 0.78" (19.90mm)



1a

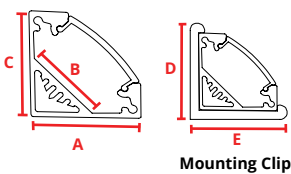
2

3

MATERIAL	Anodized Aluminum								
DESCRIPTION	Slim and shallow surface mounted channel.								
LENGTH	2 meter								
LENS TYPES	<table border="0"> <tr><td>Clear</td><td>CHS-12mm-CC</td></tr> <tr><td>Frosted</td><td>CHS-12mm-CF</td></tr> <tr><td>Milky</td><td>CHS-12mm-CM</td></tr> <tr><td>Grazer</td><td>CHS-12mm-CG</td></tr> </table>	Clear	CHS-12mm-CC	Frosted	CHS-12mm-CF	Milky	CHS-12mm-CM	Grazer	CHS-12mm-CG
Clear	CHS-12mm-CC								
Frosted	CHS-12mm-CF								
Milky	CHS-12mm-CM								
Grazer	CHS-12mm-CG								
ACCESSORIES	<table border="0"> <tr><td>Endcap</td><td>CHS-S-1208-EC</td></tr> <tr><td>Endcap w/hole</td><td>CHS-S-1208-ECH</td></tr> <tr><td>Mounting Clip</td><td>CHS-S-1208-MC</td></tr> <tr><td>Rotating Mounting Clip</td><td>CHS-S-1208-MCR</td></tr> </table>	Endcap	CHS-S-1208-EC	Endcap w/hole	CHS-S-1208-ECH	Mounting Clip	CHS-S-1208-MC	Rotating Mounting Clip	CHS-S-1208-MCR
Endcap	CHS-S-1208-EC								
Endcap w/hole	CHS-S-1208-ECH								
Mounting Clip	CHS-S-1208-MC								
Rotating Mounting Clip	CHS-S-1208-MCR								

### CHS-C-1919

Fits IP40 FLEX DC®



- A:** 0.73" (18.50mm)
- B:** 0.48" (12.20mm)
- C:** 0.73" (18.50mm)
- D:** 0.82" (20.82mm)
- E:** 0.82" (20.82mm)



1

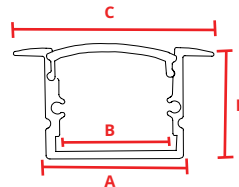
2

3

MATERIAL	Anodized Aluminum						
DESCRIPTION	Slim corner mount channel.						
LENGTH	2 meter						
LENS TYPES	<table border="0"> <tr><td>Clear</td><td>CHS-12mm-CC</td></tr> <tr><td>Frosted</td><td>CHS-12mm-CF</td></tr> <tr><td>Milky</td><td>CHS-12mm-CM</td></tr> </table>	Clear	CHS-12mm-CC	Frosted	CHS-12mm-CF	Milky	CHS-12mm-CM
Clear	CHS-12mm-CC						
Frosted	CHS-12mm-CF						
Milky	CHS-12mm-CM						
ACCESSORIES	<table border="0"> <tr><td>Endcap</td><td>CHS-C-1919-EC</td></tr> <tr><td>Endcap w/hole</td><td>CHS-C-1919-ECH</td></tr> <tr><td>Mounting Clip</td><td>CHS-C-1919-MC</td></tr> </table>	Endcap	CHS-C-1919-EC	Endcap w/hole	CHS-C-1919-ECH	Mounting Clip	CHS-C-1919-MC
Endcap	CHS-C-1919-EC						
Endcap w/hole	CHS-C-1919-ECH						
Mounting Clip	CHS-C-1919-MC						

### CHS-R-1715

Fits IP40 FLEX DC®



- A:** 0.68" (17.25mm)
- B:** 0.48" (12.30mm)
- C:** 0.98" (25.00mm)
- D:** 0.59" (15.05mm)



2

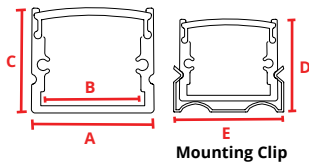
MATERIAL	Anodized Aluminum								
DESCRIPTION	Slim and deep recessed channel. Eliminates visible LED nodes when used with FLEXDC 3.0 and milk lens.								
LENGTH	2 meter								
LENS TYPES	<table border="0"> <tr><td>Clear</td><td>CHS-12mm-CC</td></tr> <tr><td>Frosted</td><td>CHS-12mm-CF</td></tr> <tr><td>Milky</td><td>CHS-12mm-CM</td></tr> <tr><td>Grazer</td><td>CHS-12mm-CG</td></tr> </table>	Clear	CHS-12mm-CC	Frosted	CHS-12mm-CF	Milky	CHS-12mm-CM	Grazer	CHS-12mm-CG
Clear	CHS-12mm-CC								
Frosted	CHS-12mm-CF								
Milky	CHS-12mm-CM								
Grazer	CHS-12mm-CG								
ACCESSORIES	<table border="0"> <tr><td>Endcap</td><td>CHS-R-1715-EC</td></tr> <tr><td>Endcap w/hole</td><td>CHS-R-1715-ECH</td></tr> </table>	Endcap	CHS-R-1715-EC	Endcap w/hole	CHS-R-1715-ECH				
Endcap	CHS-R-1715-EC								
Endcap w/hole	CHS-R-1715-ECH								

## MOUNTING OPTIONS - COMPATIBLE CHANNELS

- Not Blended  
 Blended w/Milky Lens  
 **1** Configuration 1  
 **1a** Configuration 1 with Auxiliary Housing Accessory  
 **2** Configuration 2  
 **3** Configuration 3

### CHS-S-1715

*Fits IP40 FLEX DC®*



- A:** 0.68" (17.25mm)
- B:** 0.48" (12.30mm)
- C:** 0.59" (15.05mm)
- D:** 0.66" (16.76mm)
- E:** 0.78" (19.90mm)



**MATERIAL**  
Anodized Aluminum



**DESCRIPTION**  
Slim and deep surface mounted channel. Eliminates visible LED nodes when used with FLEXDC 3.0 and milky lens.



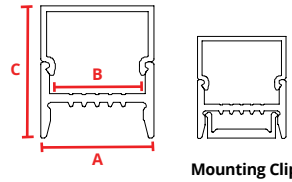
**LENGTH**  
2 meter



**LENS TYPES**  
 Clear CHS-12mm-CC  
 Frosted CHS-12mm-CF  
 Milky CHS-12mm-CM  
 Grazer CHS-12mm-CG

**ACCESSORIES**  
 Endcap CHS-S-1715-EC  
 Endcap w/hole CHS-S-1715-ECH  
 Mounting Clip CHS-S-1715-MC  
 Rotating Mounting Clip CHS-S-1208-MCR

### CHS-S-1922S



- A:** 0.77" (19.50mm)
- B:** 0.65" (16.50mm)
- C:** 0.86" (21.80mm)



**MATERIAL**  
Anodized Aluminum



**DESCRIPTION**  
Slim surface mounted channel with square wrap around lens. Mounting clip is fully concealed within fixture base.



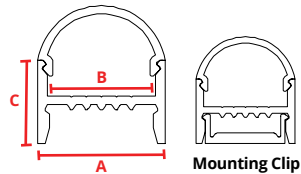
**LENGTH**  
2 meter



**LENS TYPES**  
Milky CHW-S-1922S-CM

**ACCESSORIES**  
 Endcap CHS-S-1922S-EC  
 Endcap w/hole CHS-S-1922S-ECH  
 Mounting Clip CHS-S-1922S-MC

### CHS-S-1922R



- A:** 0.77" (19.50mm)
- B:** 0.65" (16.50mm)
- C:** 0.86" (21.80mm)



**MATERIAL**  
Anodized Aluminum



**DESCRIPTION**  
Slim surface mounted channel with rounded wrap around lens. Mounting clip is fully concealed within fixture base.



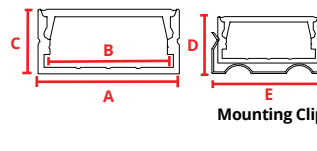
**LENGTH**  
2 meter



**LENS TYPES**  
Milky CHW-S-1922R-CM

**ACCESSORIES**  
 Endcap CHS-S-1922R-EC  
 Endcap w/hole CHS-S-1922R-ECH  
 Mounting Clip CHS-S-1922R-MC

### CHW-S-2010



- A:** 0.93" (23.50mm)
- B:** 0.78" (20.00mm)
- C:** 0.39" (10.00mm)
- D:** 0.48" (12.19mm)
- E:** 1.02" (25.80mm)



**MATERIAL**  
Anodized Aluminum



**DESCRIPTION**  
Low profile surface mounted channel.



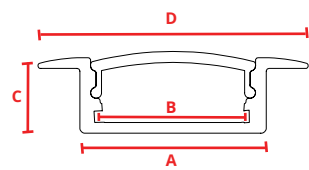
**LENGTH**  
2 meter



**LENS TYPES**  
 Clear CHW-S-2010-CC  
 Frosted CHW-S-2010-CF  
 Milky CHW-S-2010-CM

**ACCESSORIES**  
 Endcap CHW-S-2010-EC  
 Endcap w/hole CHW-S-2010-ECH  
 Mounting Clip CHW-S-2010-MC  
 Rotating Mounting Clip CHW-S-2010-MCR

### CHW-R-2010



- A:** 0.93" (23.50mm)
- B:** 0.78" (20.00mm)
- C:** 0.39" (10.00mm)
- D:** 1.19" (30.24mm)



**MATERIAL**  
Anodized Aluminum



**DESCRIPTION**  
Recessed wide-profile channel.



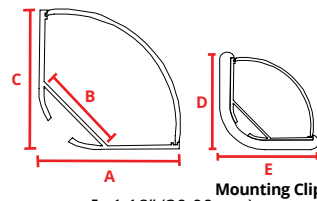
**LENGTH**  
2 meter



**LENS TYPES**  
 Clear CHW-R-2010-CC  
 Frosted CHW-R-2010-CF  
 Milky CHW-R-2010-CM

**ACCESSORIES**  
 Endcap CHW-R-2010-EC  
 Endcap w/hole CHW-R-2010-ECH

### CHW-C-3030



- A:** 1.18" (30.00mm)
- B:** 0.78" (20.20mm)
- C:** 1.18" (30.00mm)
- D:** 1.29" (32.77mm)
- E:** 1.29" (32.77mm)



**MATERIAL**  
Anodized Aluminum



**DESCRIPTION**  
45 degree channel with rounded lens.



**LENGTH**  
2 meter



**LENS TYPES**  
 Clear CHW-C-3030-CC  
 Frosted CHW-C-3030-CF  
 Milky CHW-C-3030-CM

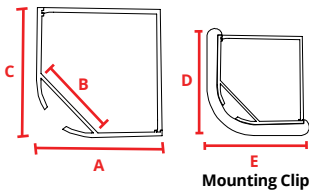
**ACCESSORIES**  
 Endcap CHW-C-3030-EC  
 Endcap w/hole CHW-C-3030-ECH  
 Mounting Clip CHW-C-3030-MC

## MOUNTING OPTIONS - COMPATIBLE CHANNELS

- Not Blended  
 Blended w/Milky Lens  
 **1** Configuration 1  
 **1a** Configuration 1 with Auxiliary Housing Accessory  
 **2** Configuration 2  
 **3** Configuration 3

### CHW-C-3030S

\*Blends with IP20/40  
\*\* No Blend with IP65/67/68

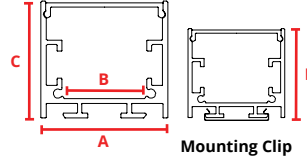


- A:** 1.18" (30.00mm)  
**B:** 0.78" (20.20mm)  
**C:** 1.18" (30.00mm)  
**D:** 1.29" (32.77mm)  
**E:** 1.29" (32.77mm)

Mounting Clip

	<b>MATERIAL</b>	Anodized Aluminum						
	<b>DESCRIPTION</b>	45 degree channel with square lens.						
<b>1</b>	<b>LENGTH</b>	2 meter						
<b>2</b>	<b>LENS TYPES</b>	<table border="0"> <tr> <td>Clear</td> <td>CHW-C-3030S-CC</td> </tr> <tr> <td>Frosted</td> <td>CHW-C-3030S-CF</td> </tr> <tr> <td>Milky</td> <td>CHW-C-3030S-CM</td> </tr> </table>	Clear	CHW-C-3030S-CC	Frosted	CHW-C-3030S-CF	Milky	CHW-C-3030S-CM
Clear	CHW-C-3030S-CC							
Frosted	CHW-C-3030S-CF							
Milky	CHW-C-3030S-CM							
<b>3</b>	<b>ACCESSORIES</b>	<table border="0"> <tr> <td>Endcap</td> <td>CHW-C-3030S-EC</td> </tr> <tr> <td>Endcap w/hole</td> <td>CHW-C-3030S-ECH</td> </tr> <tr> <td>Mounting Clip</td> <td>CHW-C-3030S-MC</td> </tr> </table>	Endcap	CHW-C-3030S-EC	Endcap w/hole	CHW-C-3030S-ECH	Mounting Clip	CHW-C-3030S-MC
Endcap	CHW-C-3030S-EC							
Endcap w/hole	CHW-C-3030S-ECH							
Mounting Clip	CHW-C-3030S-MC							

### CHW-S/H-3535



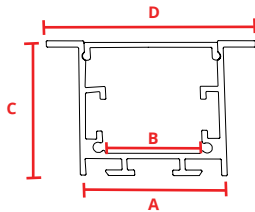
- A:** 1.39" (35.25mm)  
**B:** 0.96" (24.50mm)  
**C:** 1.39" (35.25mm)  
**D:** 1.54" (39.00mm)

Mounting Clip

	<b>MATERIAL</b>	Anodized Aluminum																				
<b>1</b>	<b>DESCRIPTION</b>	Wide and deep surface mounted or hanging channel. Eliminates visible LED nodes for most FLEXDC products when used with a milky lens.																				
<b>2</b>	<b>LENGTH</b>	2 meter																				
<b>3</b>	<b>LENS TYPES</b>	<table border="0"> <tr> <td>Frosted</td> <td>CHW-35mm-CF</td> </tr> <tr> <td>Milky</td> <td>CHW-35mm-CM</td> </tr> </table>	Frosted	CHW-35mm-CF	Milky	CHW-35mm-CM																
Frosted	CHW-35mm-CF																					
Milky	CHW-35mm-CM																					
	<b>ACCESSORIES</b>	<table border="0"> <tr> <td>Endcap</td> <td>CHW-S-3535-EC</td> </tr> <tr> <td>Endcap w/hole</td> <td>CHW-S-3535-ECH</td> </tr> <tr> <td>Mounting Clip</td> <td>CHW-S-3535-MC</td> </tr> <tr> <td>Hanging Hardware</td> <td>CHW-SH-3535-MW</td> </tr> <tr> <td>Bracket Straight</td> <td>CHW-S-XX35-BS</td> </tr> <tr> <td>Bracket 90° Flat</td> <td>CHW-S-XX35-B90F</td> </tr> <tr> <td>Bracket 90° Raised</td> <td>CHW-S-XX35-B90R</td> </tr> <tr> <td>End Cap for FLEX AC</td> <td>CHW-S-3535-ECAC</td> </tr> <tr> <td>Mounting Clip for FLEX AC</td> <td>CHW-S-3535-MCAC</td> </tr> <tr> <td>VHB Tape</td> <td>VHBTAPE.AC</td> </tr> </table>	Endcap	CHW-S-3535-EC	Endcap w/hole	CHW-S-3535-ECH	Mounting Clip	CHW-S-3535-MC	Hanging Hardware	CHW-SH-3535-MW	Bracket Straight	CHW-S-XX35-BS	Bracket 90° Flat	CHW-S-XX35-B90F	Bracket 90° Raised	CHW-S-XX35-B90R	End Cap for FLEX AC	CHW-S-3535-ECAC	Mounting Clip for FLEX AC	CHW-S-3535-MCAC	VHB Tape	VHBTAPE.AC
Endcap	CHW-S-3535-EC																					
Endcap w/hole	CHW-S-3535-ECH																					
Mounting Clip	CHW-S-3535-MC																					
Hanging Hardware	CHW-SH-3535-MW																					
Bracket Straight	CHW-S-XX35-BS																					
Bracket 90° Flat	CHW-S-XX35-B90F																					
Bracket 90° Raised	CHW-S-XX35-B90R																					
End Cap for FLEX AC	CHW-S-3535-ECAC																					
Mounting Clip for FLEX AC	CHW-S-3535-MCAC																					
VHB Tape	VHBTAPE.AC																					

\*Must specify for hanging or surface mount application.

### CHW-R-4435

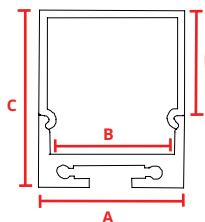


- A:** 1.39" (35.25mm)  
**B:** 0.96" (24.50mm)  
**C:** 1.39" (35.25mm)  
**D:** 2.00" (51.04mm)

	<b>MATERIAL</b>	Anodized Aluminum																		
<b>1</b>	<b>DESCRIPTION</b>	Wide and deep recessed channel. Eliminates visible LED nodes for most FLEXDC products when used with a milky lens. Can be securely and conveniently mounted with CHW-R-4435-SC spring clip.																		
<b>2</b>	<b>LENGTH</b>	2 meter																		
	<b>LENS TYPES</b>	<table border="0"> <tr> <td>Frosted</td> <td>CHW-35mm-CF</td> </tr> <tr> <td>Milky</td> <td>CHW-35mm-CM</td> </tr> </table>	Frosted	CHW-35mm-CF	Milky	CHW-35mm-CM														
Frosted	CHW-35mm-CF																			
Milky	CHW-35mm-CM																			
	<b>ACCESSORIES</b>	<table border="0"> <tr> <td>Endcap</td> <td>CHW-R-4435-EC</td> </tr> <tr> <td>Endcap w/hole</td> <td>CHW-R-4435-ECH</td> </tr> <tr> <td>Mounting Clip</td> <td>CHW-R-4435-SC</td> </tr> <tr> <td>Bracket Straight</td> <td>CHW-S-XX35-BS</td> </tr> <tr> <td>Bracket 90° Flat</td> <td>CHW-S-XX35-B90F</td> </tr> <tr> <td>Bracket 90° Raised</td> <td>CHW-S-XX35-B90R</td> </tr> <tr> <td>End Cap for FLEX AC</td> <td>CHW-R-4435-ECAC</td> </tr> <tr> <td>Mounting Clip for FLEX AC</td> <td>CHW-R-4435-MCAC</td> </tr> <tr> <td>VHB Tape</td> <td>VHBTAPE.AC</td> </tr> </table>	Endcap	CHW-R-4435-EC	Endcap w/hole	CHW-R-4435-ECH	Mounting Clip	CHW-R-4435-SC	Bracket Straight	CHW-S-XX35-BS	Bracket 90° Flat	CHW-S-XX35-B90F	Bracket 90° Raised	CHW-S-XX35-B90R	End Cap for FLEX AC	CHW-R-4435-ECAC	Mounting Clip for FLEX AC	CHW-R-4435-MCAC	VHB Tape	VHBTAPE.AC
Endcap	CHW-R-4435-EC																			
Endcap w/hole	CHW-R-4435-ECH																			
Mounting Clip	CHW-R-4435-SC																			
Bracket Straight	CHW-S-XX35-BS																			
Bracket 90° Flat	CHW-S-XX35-B90F																			
Bracket 90° Raised	CHW-S-XX35-B90R																			
End Cap for FLEX AC	CHW-R-4435-ECAC																			
Mounting Clip for FLEX AC	CHW-R-4435-MCAC																			
VHB Tape	VHBTAPE.AC																			

### CHW-S/H-2027

Fits IP40 FLEX DC®

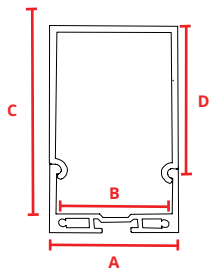


- A:** 0.79" (20.30mm)  
**B:** 0.66" (16.70mm)  
**C:** 1.06" (27.00mm)  
**D:** 0.76" (19.50mm)

	<b>MATERIAL</b>	Anodized Aluminum												
<b>1</b>	<b>DESCRIPTION</b>	Small surfaced mounted or hanging channel with wrap around lens.												
<b>2</b>	<b>LENGTH</b>	2 meter												
	<b>LENS TYPES</b>	<table border="0"> <tr> <td>Clear</td> <td>CHW-SH-2027-CC</td> </tr> <tr> <td>Frosted</td> <td>CHW-SH-2027-CF</td> </tr> <tr> <td>Milky</td> <td>CHW-SH-2027-CM</td> </tr> </table>	Clear	CHW-SH-2027-CC	Frosted	CHW-SH-2027-CF	Milky	CHW-SH-2027-CM						
Clear	CHW-SH-2027-CC													
Frosted	CHW-SH-2027-CF													
Milky	CHW-SH-2027-CM													
	<b>ACCESSORIES</b>	<table border="0"> <tr> <td>Endcap</td> <td>CHW-SH-2027-EC</td> </tr> <tr> <td>End Cap w/hole</td> <td>CHW-SH-2027-ECH</td> </tr> <tr> <td>Hanging Hardware</td> <td>CHW-SH-MW</td> </tr> <tr> <td>Bracket Straight</td> <td>CHW-SH-BS</td> </tr> <tr> <td>Bracket 90° Flat</td> <td>CHW-SH-B90F</td> </tr> <tr> <td>Bracket 90° Raised</td> <td>CHW-SH-B90R</td> </tr> </table>	Endcap	CHW-SH-2027-EC	End Cap w/hole	CHW-SH-2027-ECH	Hanging Hardware	CHW-SH-MW	Bracket Straight	CHW-SH-BS	Bracket 90° Flat	CHW-SH-B90F	Bracket 90° Raised	CHW-SH-B90R
Endcap	CHW-SH-2027-EC													
End Cap w/hole	CHW-SH-2027-ECH													
Hanging Hardware	CHW-SH-MW													
Bracket Straight	CHW-SH-BS													
Bracket 90° Flat	CHW-SH-B90F													
Bracket 90° Raised	CHW-SH-B90R													

\*Must specify for hanging or surface mount application.

### CHW-S/H-3561

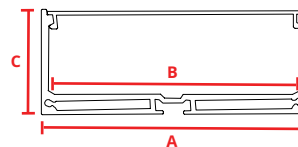


- A:** 1.38" (35.00mm)  
**B:** 1.24" (31.40mm)  
**C:** 2.43" (61.70mm)  
**D:** 1.57" (39.90mm)

\*Must specify for hanging or surface mount application.

	<b>MATERIAL</b>	Anodized Aluminum												
<b>1</b>	<b>DESCRIPTION</b>	Large surface mounted or hanging channel with wrap around lens.												
<b>2</b>	<b>LENGTH</b>	2 meter												
	<b>LENS TYPES</b>	<table border="0"> <tr> <td>Milky</td> <td>CHW-SH-3561-CM</td> </tr> </table>	Milky	CHW-SH-3561-CM										
Milky	CHW-SH-3561-CM													
	<b>ACCESSORIES</b>	<table border="0"> <tr> <td>Endcap</td> <td>CHW-SH-3561-EC</td> </tr> <tr> <td>End Cap w/hole</td> <td>CHW-SH-3561-ECH</td> </tr> <tr> <td>Hanging Hardware</td> <td>CHW-SH-MW</td> </tr> <tr> <td>Bracket Straight</td> <td>CHW-SH-BS</td> </tr> <tr> <td>Bracket 90° Flat</td> <td>CHW-SH-B90F</td> </tr> <tr> <td>Bracket 90° Raised</td> <td>CHW-SH-B90R</td> </tr> </table>	Endcap	CHW-SH-3561-EC	End Cap w/hole	CHW-SH-3561-ECH	Hanging Hardware	CHW-SH-MW	Bracket Straight	CHW-SH-BS	Bracket 90° Flat	CHW-SH-B90F	Bracket 90° Raised	CHW-SH-B90R
Endcap	CHW-SH-3561-EC													
End Cap w/hole	CHW-SH-3561-ECH													
Hanging Hardware	CHW-SH-MW													
Bracket Straight	CHW-SH-BS													
Bracket 90° Flat	CHW-SH-B90F													
Bracket 90° Raised	CHW-SH-B90R													

### CHW-S/H-7532



- A:** 2.95" (75.00mm)  
**B:** 2.52" (64.00mm)  
**C:** 1.26" (32.00mm)

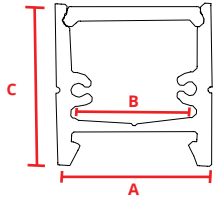
\*Must specify for hanging or surface mount application.

	<b>MATERIAL</b>	Anodized Aluminum												
<b>1</b>	<b>DESCRIPTION</b>	Wide surface mounted or hanging channel with flat lens.												
<b>2</b>	<b>LENGTH</b>	2 meter												
	<b>LENS TYPES</b>	<table border="0"> <tr> <td>Frosted</td> <td>CHW-SH-7532-CF</td> </tr> </table>	Frosted	CHW-SH-7532-CF										
Frosted	CHW-SH-7532-CF													
	<b>ACCESSORIES</b>	<table border="0"> <tr> <td>Endcap</td> <td>CHW-SH-7532-EC</td> </tr> <tr> <td>Endcap w/hole</td> <td>CHW-SH-7532-ECH</td> </tr> <tr> <td>Hanging Hardware</td> <td>CHW-SH-MW</td> </tr> <tr> <td>Bracket Straight</td> <td>CHW-SH-BS</td> </tr> <tr> <td>Bracket 90° Flat</td> <td>CHW-SH-B90F</td> </tr> <tr> <td>Bracket 90° Raised</td> <td>CHW-SH-B90R</td> </tr> </table>	Endcap	CHW-SH-7532-EC	Endcap w/hole	CHW-SH-7532-ECH	Hanging Hardware	CHW-SH-MW	Bracket Straight	CHW-SH-BS	Bracket 90° Flat	CHW-SH-B90F	Bracket 90° Raised	CHW-SH-B90R
Endcap	CHW-SH-7532-EC													
Endcap w/hole	CHW-SH-7532-ECH													
Hanging Hardware	CHW-SH-MW													
Bracket Straight	CHW-SH-BS													
Bracket 90° Flat	CHW-SH-B90F													
Bracket 90° Raised	CHW-SH-B90R													

## MOUNTING OPTIONS - COMPATIBLE CHANNELS

- Not Blended  
 Blended w/Milky Lens  
 **1** Configuration 1  
 **1a** Configuration 1 with Auxiliary Housing Accessory  
 **2** Configuration 2  
 **3** Configuration 3

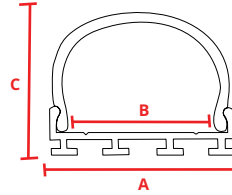
### CHC-S-1921



- A:** 0.76" (19.43mm)  
**B:** 0.55" (14.09mm)  
**C:** 0.84" (21.43mm)

	<b>MATERIAL</b> Anodized Aluminum
<b>2</b>	<b>DESCRIPTION</b> Surface mount channel with flat lens. Mounts to ferrous and non-ferrous surfaces using magnets with no visible fasteners once mounted.
<b>3</b>	<b>LENGTH</b> 2 meter
	<b>LENS TYPES</b> Milky CHC-S-1921-CM
	<b>ACCESSORIES</b>
	Anodized Aluminum Endcap CHC-S-1921-EC
	Anodized Aluminum Endcap w/hole CHC-S-1921-ECH
	Channel Mounted Magnet CHC-S-1921-MA
	Wall Mounted Magnet CHC-S-1921-M
	1' Mounting Plate CHC-S-1921-B1

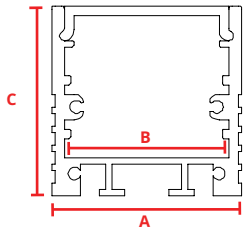
### CHW-S-2623



- A:** 1.03" (26.20mm)  
**B:** 0.80" (20.35mm)  
**C:** 0.89" (22.76mm)

	<b>MATERIAL</b> Anodized Aluminum
<b>1</b>	<b>DESCRIPTION</b> Surface mounted channel with wrap around lens.
<b>2</b>	<b>LENGTH</b> 2 meter
	<b>LENS TYPES</b> Milky CHW-S-2623-CM
	<b>ACCESSORIES</b>
	Endcap CHW-S-2623-EC
	Endcap w/hole CHW-S-2623-ECH

### CHW-S/H-3030



- A:** 1.18" (30.00mm)  
**B:** 1.01" (25.60mm)  
**C:** 1.18" (30.00mm)

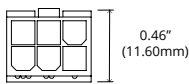
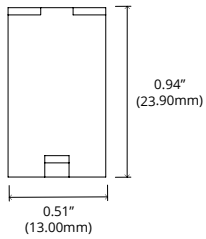
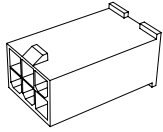
\*Must specify for hanging or surface mount application.

	<b>MATERIAL</b> Anodized Aluminum
<b>1</b>	<b>DESCRIPTION</b> Wide and deep surface mounted or hanging channel with flat lens for even blending.
<b>2</b>	<b>LENGTH</b> 2 meter
	<b>LENS TYPES</b> Milky CHW-SH-3030-CM
	<b>ACCESSORIES</b>
	Endcap CHW-SH-3030-EC
	Endcap w/hole CHW-SH-3030-ECH
	Hanging Hardware CHW-SH-MW
	Bracket Straight CHW-SH-BS
	Bracket 90° Flat CHW-SH-B90F
	Bracket 90° Raised CHW-SH-B90R
	End Cap for FLEX AC CHW-SH-3030-ECAC
	Mounting Clip for FLEX AC CHW-SH-3030-MCAC
	VHB Tape VHBTAPE.AC

## ACCESSORIES

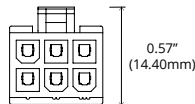
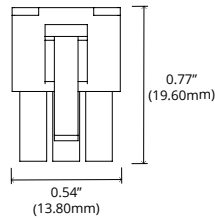
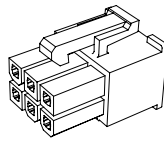
### LC-15P-M

Indoor Lead Connector  
(Male)



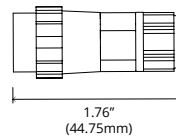
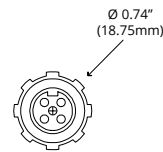
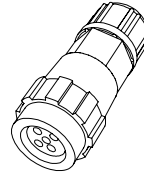
### LC-15P-F

Indoor Lead Connector  
(Female)



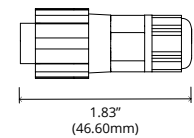
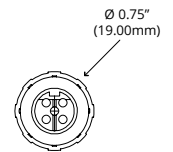
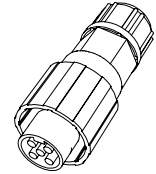
### LC-05P-F

Outdoor Lead Connector  
(Female)




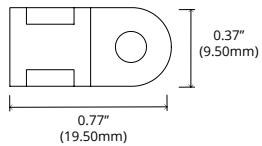
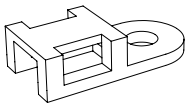
### LC-05P-M

Outdoor Lead Connector  
(Male)



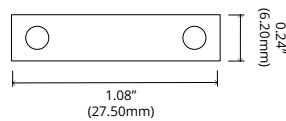
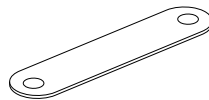
### FLEX.ZIP

Strain Relief Clip



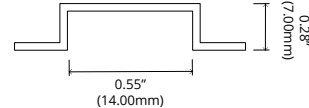
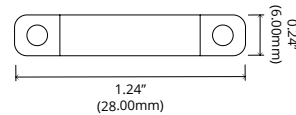
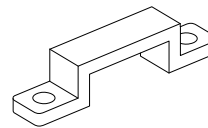
### FLEXMNT.SIL.INT

Indoor Mounting Clip



### FLEXMNT.SIL.EXT12

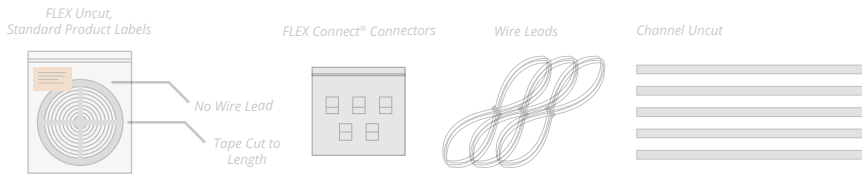
Outdoor Mounting Clip



## CONFIGURATION TYPES


### 1 [NOT COMPATIBLE] FLEX cut to length with FLEX Connect® Power Feeds for Field Termination, Channel uncut for field cutting

- Specify **FLEXConfig-1**
- Specify FLEX type and channel type
- FLEX factory cut to length, but not terminated
- One FLEX Connect® power feed connector and 6' lead provided per FLEX run
  - Uncut rolls of lead wire can also be provided (see page 8 for part #)
- Channel shipped uncut for field cutting.
- Specify number of butt splices (not shown - see page 8)
- IP68 not available in **FLEXConfig-1**
- JA8 2016 not available in **FLEXConfig-1**
- FLEXConfig-1** is quick ship if run lengths are provided at time of order. Take offs, if needed, will add lead time.
- The below channels are **NOT** compatible with FLEX Connect®:
  - Slim:**
    - CHS-R-1208
    - CHS-R-1715
    - CHS-C-1616
    - CHC-S-1921
  - Specialty:**
    - CHSP-R-2970
    - CHSP-S-1618
    - CHSP-STEP-8142



### 2 Cut To Length With Soldered Leads, Assemble On-Site<sup>1,2,3</sup>

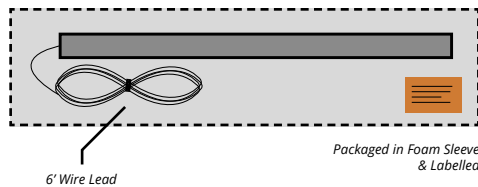
- Specify **FLEXConfig-2**
- Specify FLEX type and channel type
- Specify run lengths
- IP68 only available in **FLEXConfig-2**
- If no config is specified, and run lengths are provided, **FLEXConfig-2** will be used



### 3 Pre-Assembled Factory Finished Fixtures<sup>1,2</sup>

- Specify **FLEXConfig-3**
- Fully assembled fixture
- ETL stamped and listed as a fixture
- 6.50' max length
- Standard 6' power lead unless otherwise specified
- The below channels **CANNOT** be factory assembled:

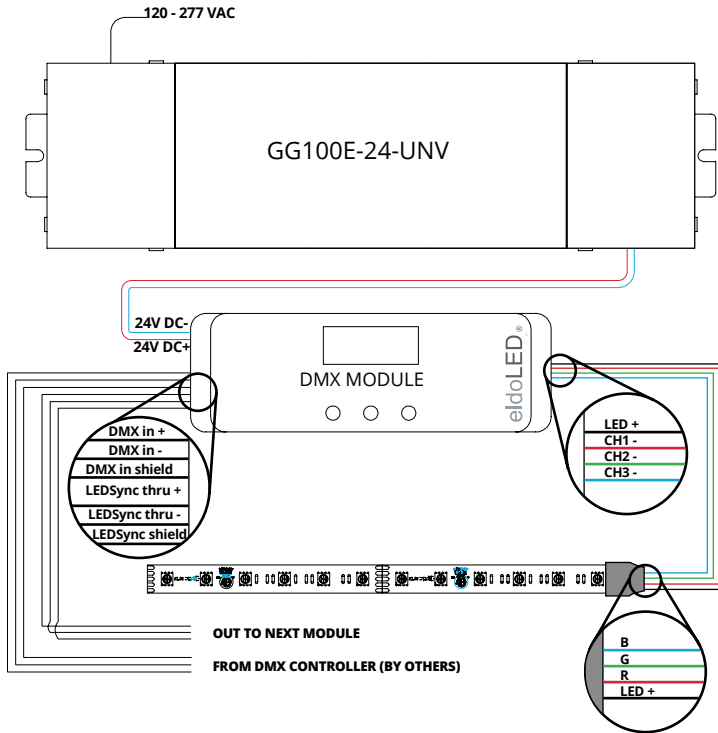
- Slim:**
  - CHS-R-1208
  - CHS-R-1715
- Wide:**
  - CHW-R-2010
  - CHW-S-2027
  - CHW-S-7532
  - CHW-S-2623
  - CHW-S-3030
  - CHW-S-3561



#### NOTES:

- Due to the nature of the FLEX DC® product, specific lengths may not fall exactly on a cutting point. In this case, Optic Arts® will always cut to the smaller dimension unless otherwise specified.
- Unless otherwise specified, channel is cut 15mm longer than FLEX DC®.
- Some on-site assembly required. See installation guides for details.





## ELECTRONIC DRIVER W/DMX MODULE

PART	DESCRIPTION
GG100E-24-UNV-DMX	96W 120-277VAC ELECTRONIC DRIVER WITH eldoLED DMX DIMMING MODULE

### DIMENSIONS

96W	H 3.00"; W 11.46"; D 1.30"
DMX MODULE	H 1.97"; W 6.02"; D 0.91"

\*Must be installed in UL box (by others)

### DIMMING PERFORMANCE

ELECTRONIC DRIVER - DMX MODULE	Dims to 0.1% on most DMX systems
--------------------------------	----------------------------------