



FLEX DC® 44 RGBA/W is a high performance flexible LED fixture suitable for use in coves, under cabinets, in shelves, and virtually anywhere a linear fixture is required.

- FLEX DC® 44 RGBA/W is 4.4 watts and 19 LEDs per foot
- FLEX DC® 44 RGBA/W is dimmable via DMX
- FLEX DC® is dimmable via DMX.
- IP68 version is UV resistant

ELECTRICAL

| | |
|--------------------------|---|
| Input Voltage | 24VDC |
| Dimming Options | • DMX |
| Power Consumption | 4.4 Watts per foot |
| Wire Size | 18AWG, 5 wire |
| Certification | ETL - Conforms to UL Std. 2108; Certified to CSA Std. C22.2 No. 9.0 |

PHYSICAL

| | |
|-----------------------------------|--|
| Field Cuttable | Every 6.55" |
| Operating Temperature | -40° C (-40°F) to +70°C (+158°F) |
| Environment | IP40 - Dry Location IP68 - Wet Location |
| Maximum Class 2 Run Length | IP40 - 21', IP68 - 21' |
| Dimensions (W x H): | IP40 - 0.47" (12.00mm) x 0.09" (2.33mm) IP68 - 0.56" (14.25mm) x 0.23" (5.95mm) IP68 Endcaps - 0.69" (17.46mm) x 0.38" (9.53mm) |

ACCESSORIES

| | |
|-----------------------|--|
| Mounting Clips | FLEXMNT.SIL.INT, FLEXMNT.SIL.EXT12 (pg. 7) |
| Channels | Optic Arts® Channel (pg. 3-6) |
| Connectors | LC-I5P-M, LC-I5P-F, LC-O5P-F, LC-O5P-M (pg. 7) |

LUMEN OUTPUT (All LEDs at full)

| | |
|------------------|--------------|
| RGB+3000K | 286.66 lm/ft |
| RGB+6000K | 276.66 lm/ft |
| RGB+Amber | 145.11 lm/ft |

*Stated lumen values have a tolerance of +/- 10%.

PERFORMANCE

| | |
|--------------------------|---|
| CCT | 3000K, 6000K, Red, Green, Blue, Amber/White |
| CRI | 90+ |
| Lumen Maintenance | 50,000 Hours |
| Binning Tolerance | +/- 100K |
| Warranty | 5 years |

PART NUMBER BUILDER

| SERIES | + | IP RATING | + | COLOR ¹ | + | VOLTAGE | + | WATTAGE | + | CONFIGURATION | + | LENGTH |
|--------|---|--|---|---|---|-------------|---|-----------|---|--|---|--------------------|
| FLEXDC | | 40 = IP40 - Dry Location 68 = IP68 - Wet Location | | RGBW30 = 3000K RGBW60 = 6000K RGBA = RGBA | | 24 = 24 VDC | | 44 = 4.4W | | FLC1 = FLEX Config 1 FLC2 = FLEX Config 2 FLC3 = FLEX Config 3 | | XX = Custom Length |

¹: Additional white LED CCTs available. Contact Optic Arts for details.

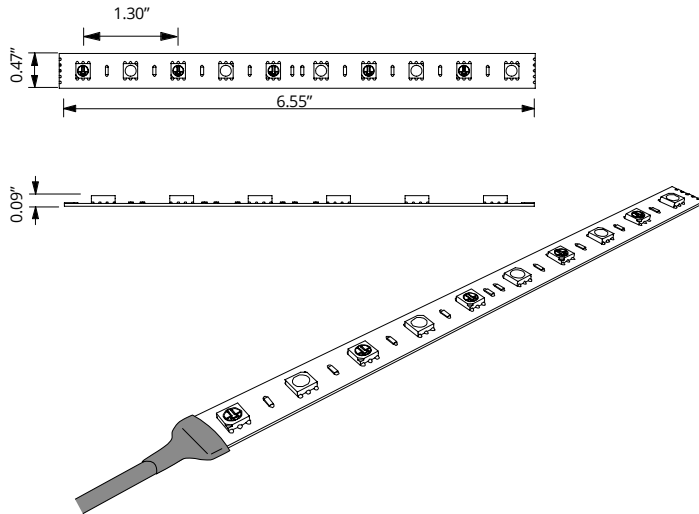


DIMENSIONS

Optic Arts® cuts all FLEX DC® and Channel products to length per customer specifications. Each length of FLEX DC® is fitted with a 6' wire lead (custom lengths available upon request) and packaged on a reel in an anti-static bag. Bags are labeled with fixture type, length and location (if applicable). Each piece of channel is labeled with fixture type, length and location (if applicable), and is bundled by fixture type.

- Due to the nature of the FLEX DC® product, specific lengths may not fall exactly on a cutting point. In this case, Optic Arts® will always cut to the smaller dimension unless otherwise specified.
- Unless otherwise specified, channel is cut 15mm longer than FLEX DC®.
- Some on-site assembly required. See installation guides for details.

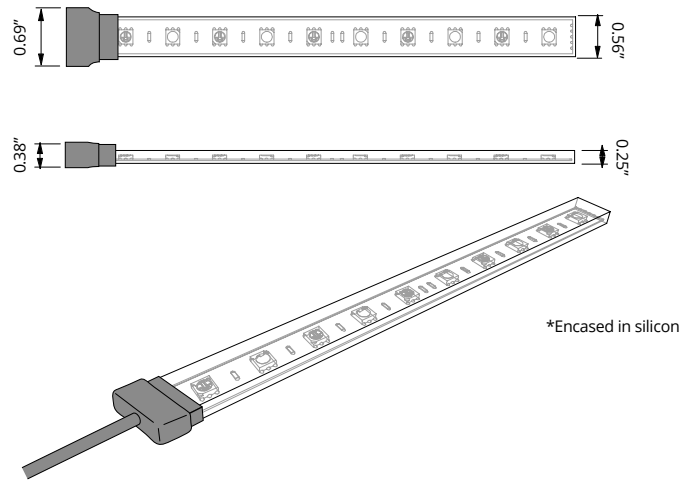
INDOOR FLEX DC® 44 RGBA



INDOOR DIMENSIONS

| | |
|-------------------------|--------------------|
| Width | 0.47" (12.00mm) |
| Height | 0.09" (2.33mm) |
| Cuttable Segment Length | 6.55" (166.4mm) |
| Pitch Length | 1.30" (33.00mm) |
| Max Run Length | 21.00' (6400.80mm) |

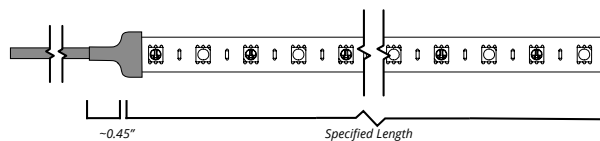
OUTDOOR® 44 RGBA



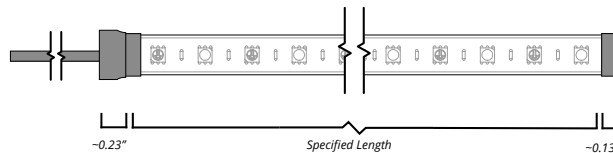
OUTDOOR DIMENSIONS

| | |
|-----------------|--------------------|
| Width | 0.56" (14.25mm) |
| Height | 0.25" (6.35mm) |
| Width (Endcap) | 0.69" (17.46mm) |
| Height (Endcap) | 0.38" (9.53mm) |
| Max Run Length | 21.00' (6096.00mm) |

INDOOR FLEX DC® 44 RGBA



OUTDOOR FLEX DC® 44 RGBA



KEY

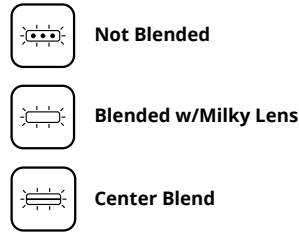
CHANNEL PART NUMBER BREAKDOWN:

| CHS | + | R | + | 1208 |
|--|---|--|---|-------------------|
| SERIES | | APPLICATION | | DIMENSIONS |
| CHS = Slim Channel CHW = Wide Channel | | S = Surface Mount R = Recessed Mount C = Corner Mount H = Hanging Mount | | XXXX = W x H (mm) |

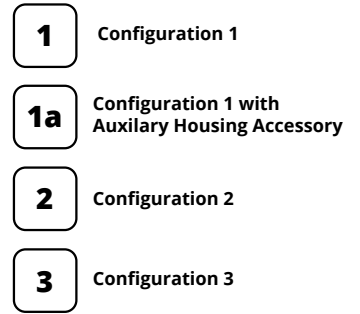
CHS-R-1208

• Click on channel titles below to access complete channel cut sheets

DIFFUSION LEVEL:

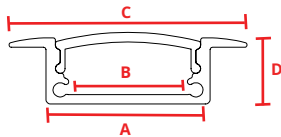


CONFIGURATION:



CHS-R-1208

Fits IP40 FLEX DC® only



- A:** 0.68" (17.25mm)
- B:** 0.50" (12.59mm)
- C:** 0.98" (25.00mm)
- D:** 0.34" (8.60mm)

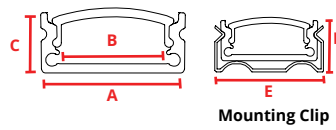


2

| | | | | | | | |
|--------------------|---|--------|---------------|---------------|----------------|-------|-------------|
| MATERIAL | Anodized Aluminum | | | | | | |
| DESCRIPTION | Slim and shallow recessed channel. | | | | | | |
| LENGTH | 2 meter | | | | | | |
| LENS TYPES | <table border="0"> <tr><td>Clear</td><td>CHS-12mm-CC</td></tr> <tr><td>Frosted</td><td>CHS-12mm-CF</td></tr> <tr><td>Milky</td><td>CHS-12mm-CM</td></tr> </table> | Clear | CHS-12mm-CC | Frosted | CHS-12mm-CF | Milky | CHS-12mm-CM |
| Clear | CHS-12mm-CC | | | | | | |
| Frosted | CHS-12mm-CF | | | | | | |
| Milky | CHS-12mm-CM | | | | | | |
| ACCESSORIES | <table border="0"> <tr><td>Endcap</td><td>CHS-R-1208-EC</td></tr> <tr><td>Endcap w/hole</td><td>CHS-R-1208-ECH</td></tr> </table> | Endcap | CHS-R-1208-EC | Endcap w/hole | CHS-R-1208-ECH | | |
| Endcap | CHS-R-1208-EC | | | | | | |
| Endcap w/hole | CHS-R-1208-ECH | | | | | | |

CHS-S-1208

Fits IP40 FLEX DC® only



- A:** 0.68" (17.25mm)
- B:** 0.50" (12.59mm)
- C:** 0.34" (8.60mm)
- D:** 0.40" (12.70mm)
- E:** 0.78" (19.90mm)



1a

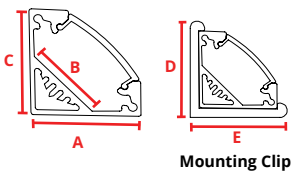
2

3

| | | | | | | | | | |
|------------------------|---|--------|---------------|---------------|----------------|---------------|---------------|------------------------|----------------|
| MATERIAL | Anodized Aluminum | | | | | | | | |
| DESCRIPTION | Slim and shallow surface mounted channel. | | | | | | | | |
| LENGTH | 2 meter | | | | | | | | |
| LENS TYPES | <table border="0"> <tr><td>Clear</td><td>CHS-12mm-CC</td></tr> <tr><td>Frosted</td><td>CHS-12mm-CF</td></tr> <tr><td>Milky</td><td>CHS-12mm-CM</td></tr> <tr><td>Grazer</td><td>CHS-12mm-CG</td></tr> </table> | Clear | CHS-12mm-CC | Frosted | CHS-12mm-CF | Milky | CHS-12mm-CM | Grazer | CHS-12mm-CG |
| Clear | CHS-12mm-CC | | | | | | | | |
| Frosted | CHS-12mm-CF | | | | | | | | |
| Milky | CHS-12mm-CM | | | | | | | | |
| Grazer | CHS-12mm-CG | | | | | | | | |
| ACCESSORIES | <table border="0"> <tr><td>Endcap</td><td>CHS-S-1208-EC</td></tr> <tr><td>Endcap w/hole</td><td>CHS-S-1208-ECH</td></tr> <tr><td>Mounting Clip</td><td>CHS-S-1208-MC</td></tr> <tr><td>Rotating Mounting Clip</td><td>CHS-S-1208-MCR</td></tr> </table> | Endcap | CHS-S-1208-EC | Endcap w/hole | CHS-S-1208-ECH | Mounting Clip | CHS-S-1208-MC | Rotating Mounting Clip | CHS-S-1208-MCR |
| Endcap | CHS-S-1208-EC | | | | | | | | |
| Endcap w/hole | CHS-S-1208-ECH | | | | | | | | |
| Mounting Clip | CHS-S-1208-MC | | | | | | | | |
| Rotating Mounting Clip | CHS-S-1208-MCR | | | | | | | | |

CHS-C-1919

Fits IP40 FLEX DC® only



- A:** 0.73" (18.50mm)
- B:** 0.48" (12.20mm)
- C:** 0.73" (18.50mm)
- D:** 0.82" (20.82mm)
- E:** 0.82" (20.82mm)



1

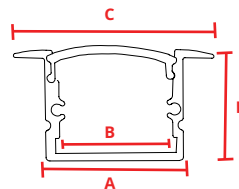
2

3

| | | | | | | | |
|--------------------|---|--------|---------------|---------------|----------------|---------------|---------------|
| MATERIAL | Anodized Aluminum | | | | | | |
| DESCRIPTION | Slim corner mount channel. | | | | | | |
| LENGTH | 2 meter | | | | | | |
| LENS TYPES | <table border="0"> <tr><td>Clear</td><td>CHS-12mm-CC</td></tr> <tr><td>Frosted</td><td>CHS-12mm-CF</td></tr> <tr><td>Milky</td><td>CHS-12mm-CM</td></tr> </table> | Clear | CHS-12mm-CC | Frosted | CHS-12mm-CF | Milky | CHS-12mm-CM |
| Clear | CHS-12mm-CC | | | | | | |
| Frosted | CHS-12mm-CF | | | | | | |
| Milky | CHS-12mm-CM | | | | | | |
| ACCESSORIES | <table border="0"> <tr><td>Endcap</td><td>CHS-C-1919-EC</td></tr> <tr><td>Endcap w/hole</td><td>CHS-C-1919-ECH</td></tr> <tr><td>Mounting Clip</td><td>CHS-C-1919-MC</td></tr> </table> | Endcap | CHS-C-1919-EC | Endcap w/hole | CHS-C-1919-ECH | Mounting Clip | CHS-C-1919-MC |
| Endcap | CHS-C-1919-EC | | | | | | |
| Endcap w/hole | CHS-C-1919-ECH | | | | | | |
| Mounting Clip | CHS-C-1919-MC | | | | | | |

CHS-R-1715

Fits IP40 FLEX DC® only



- A:** 0.68" (17.25mm)
- B:** 0.48" (12.30mm)
- C:** 0.98" (25.00mm)
- D:** 0.59" (15.05mm)



2

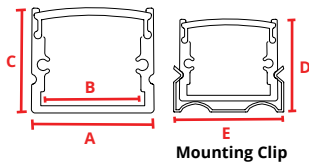
| | | | | | | | | | |
|--------------------|--|--------|---------------|---------------|----------------|-------|-------------|--------|-------------|
| MATERIAL | Anodized Aluminum | | | | | | | | |
| DESCRIPTION | Slim and deep recessed channel. Eliminates visible LED nodes when used with FLEXDC 3.0 and milk lens. | | | | | | | | |
| LENGTH | 2 meter | | | | | | | | |
| LENS TYPES | <table border="0"> <tr><td>Clear</td><td>CHS-12mm-CC</td></tr> <tr><td>Frosted</td><td>CHS-12mm-CF</td></tr> <tr><td>Milky</td><td>CHS-12mm-CM</td></tr> <tr><td>Grazer</td><td>CHS-12mm-CG</td></tr> </table> | Clear | CHS-12mm-CC | Frosted | CHS-12mm-CF | Milky | CHS-12mm-CM | Grazer | CHS-12mm-CG |
| Clear | CHS-12mm-CC | | | | | | | | |
| Frosted | CHS-12mm-CF | | | | | | | | |
| Milky | CHS-12mm-CM | | | | | | | | |
| Grazer | CHS-12mm-CG | | | | | | | | |
| ACCESSORIES | <table border="0"> <tr><td>Endcap</td><td>CHS-R-1715-EC</td></tr> <tr><td>Endcap w/hole</td><td>CHS-R-1715-ECH</td></tr> </table> | Endcap | CHS-R-1715-EC | Endcap w/hole | CHS-R-1715-ECH | | | | |
| Endcap | CHS-R-1715-EC | | | | | | | | |
| Endcap w/hole | CHS-R-1715-ECH | | | | | | | | |

MOUNTING OPTIONS - COMPATIBLE CHANNELS

- Not Blended
Blended w/Milky Lens
1 Configuration 1
1a Configuration 1 with Auxiliary Housing Accessory
2 Configuration 2
3 Configuration 3

CHS-S-1715

Fits IP40 FLEX DC® only



- A:** 0.68" (17.25mm)
- B:** 0.48" (12.30mm)
- C:** 0.59" (15.05mm)
- D:** 0.66" (16.76mm)
- E:** 0.78" (19.90mm)



MATERIAL

Anodized Aluminum



DESCRIPTION

Slim and deep surface mounted channel. Eliminates visible LED nodes when used with FLEXDC 3.0 and milky lens.



LENGTH

2 meter



LENS TYPES

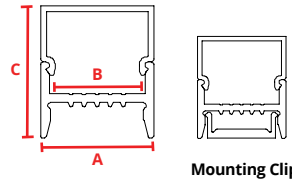
| | |
|---------|-------------|
| Clear | CHS-12mm-CC |
| Frosted | CHS-12mm-CF |
| Milky | CHS-12mm-CM |
| Grazer | CHS-12mm-CG |

ACCESSORIES

| | |
|------------------------|----------------|
| Endcap | CHS-S-1715-EC |
| Endcap w/hole | CHS-S-1715-ECH |
| Mounting Clip | CHS-S-1715-MC |
| Rotating Mounting Clip | CHS-S-1208-MCR |

CHS-S-1922S

Fits IP40 FLEX DC® only



- A:** 0.77" (19.50mm)
- B:** 0.65" (16.50mm)
- C:** 0.86" (21.80mm)



MATERIAL

Anodized Aluminum



DESCRIPTION

Slim surface mounted channel with square wrap around lens. Mounting clip is fully concealed within fixture base.



LENGTH

2 meter



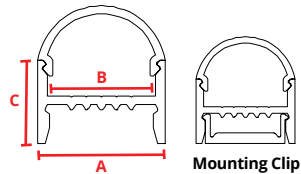
LENS TYPES

| | |
|-------|----------------|
| Milky | CHW-S-1922S-CM |
|-------|----------------|

ACCESSORIES

| | |
|---------------|-----------------|
| Endcap | CHS-S-1922S-EC |
| Endcap w/hole | CHS-S-1922S-ECH |
| Mounting Clip | CHS-S-1922S-MC |

CHS-S-1922R



- A:** 0.77" (19.50mm)
- B:** 0.65" (16.50mm)
- C:** 0.86" (21.80mm)



MATERIAL

Anodized Aluminum



DESCRIPTION

Slim surface mounted channel with rounded wrap around lens. Mounting clip is fully concealed within fixture base.



LENGTH

2 meter



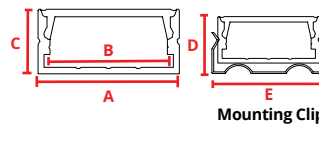
LENS TYPES

| | |
|-------|----------------|
| Milky | CHW-S-1922R-CM |
|-------|----------------|

ACCESSORIES

| | |
|---------------|-----------------|
| Endcap | CHS-S-1922R-EC |
| Endcap w/hole | CHS-S-1922R-ECH |
| Mounting Clip | CHS-S-1922R-MC |

CHW-S-2010



- A:** 0.93" (23.50mm)
- B:** 0.78" (20.00mm)
- C:** 0.39" (10.00mm)
- D:** 0.48" (12.19mm)
- E:** 1.02" (25.80mm)



MATERIAL

Anodized Aluminum



DESCRIPTION

Low profile surface mounted channel.



LENGTH

2 meter



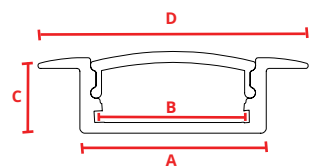
LENS TYPES

| | |
|---------|---------------|
| Clear | CHW-S-2010-CC |
| Frosted | CHW-S-2010-CF |
| Milky | CHW-S-2010-CM |

ACCESSORIES

| | |
|------------------------|----------------|
| Endcap | CHW-S-2010-EC |
| Endcap w/hole | CHW-S-2010-ECH |
| Mounting Clip | CHW-S-2010-MC |
| Rotating Mounting Clip | CHW-S-2010-MCR |

CHW-R-2010



- A:** 0.93" (23.50mm)
- B:** 0.78" (20.00mm)
- C:** 0.39" (10.00mm)
- D:** 1.19" (30.24mm)



MATERIAL

Anodized Aluminum



DESCRIPTION

Recessed wide-profile channel.



LENGTH

2 meter



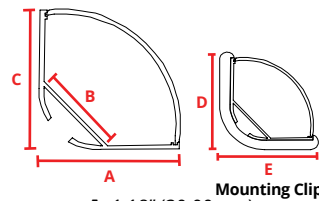
LENS TYPES

| | |
|---------|---------------|
| Clear | CHW-R-2010-CC |
| Frosted | CHW-R-2010-CF |
| Milky | CHW-R-2010-CM |

ACCESSORIES

| | |
|---------------|----------------|
| Endcap | CHW-R-2010-EC |
| Endcap w/hole | CHW-R-2010-ECH |

CHW-C-3030



- A:** 1.18" (30.00mm)
- B:** 0.78" (20.20mm)
- C:** 1.18" (30.00mm)
- D:** 1.29" (32.77mm)
- E:** 1.29" (32.77mm)



MATERIAL

Anodized Aluminum



DESCRIPTION

45 degree channel with rounded lens.



LENGTH

2 meter



LENS TYPES

| | |
|---------|---------------|
| Clear | CHW-C-3030-CC |
| Frosted | CHW-C-3030-CF |
| Milky | CHW-C-3030-CM |

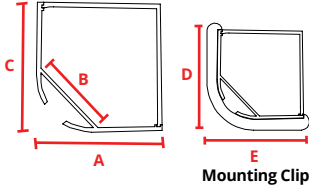
ACCESSORIES

| | |
|---------------|----------------|
| Endcap | CHW-C-3030-EC |
| Endcap w/hole | CHW-C-3030-ECH |
| Mounting Clip | CHW-C-3030-MC |

MOUNTING OPTIONS - COMPATIBLE CHANNELS

- Not Blended
 Blended w/Milky Lens
 1 Configuration 1
 1a Configuration 1 with Auxiliary Housing Accessory
 2 Configuration 2
 3 Configuration 3

CHW-C-3030S



- A:** 1.18" (30.00mm)
B: 0.78" (20.20mm)
C: 1.18" (30.00mm)
D: 1.29" (32.77mm)
E: 1.29" (32.77mm)



MATERIAL

Anodized Aluminum



DESCRIPTION

45 degree channel with square lens.



LENGTH

2 meter



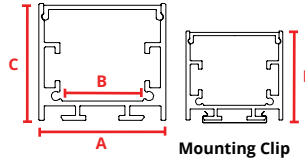
LENS TYPES

| | |
|---------|----------------|
| Clear | CHW-C-3030S-CC |
| Frosted | CHW-C-3030S-CF |
| Milky | CHW-C-3030S-CM |

ACCESSORIES

| | |
|---------------|-----------------|
| Endcap | CHW-C-3030S-EC |
| Endcap w/hole | CHW-C-3030S-ECH |
| Mounting Clip | CHW-C-3030S-MC |

CHW-S/H-3535



- A:** 1.39" (35.25mm)
B: 0.96" (24.50mm)
C: 1.39" (35.25mm)
D: 1.54" (39.00mm)

**Must specify for hanging or surface mount application.*



MATERIAL

Anodized Aluminum



DESCRIPTION

Wide and deep surface mounted or hanging channel. Eliminates visible LED nodes for most FLEXDC products when used with a milky lens.



LENGTH

2 meter



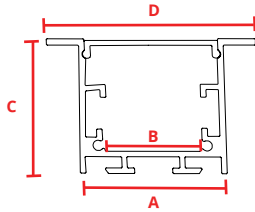
LENS TYPES

| | |
|---------|-------------|
| Frosted | CHW-35mm-CF |
| Milky | CHW-35mm-CM |

ACCESSORIES

| | |
|---------------------------|-----------------|
| Endcap | CHW-S-3535-EC |
| Endcap w/hole | CHW-S-3535-ECH |
| Mounting Clip | CHW-S-3535-MC |
| Hanging Hardware | CHW-SH-3535-MW |
| Bracket Straight | CHW-S-XX35-BS |
| Bracket 90° Flat | CHW-S-XX35-B90F |
| Bracket 90° Raised | CHW-S-XX35-B90R |
| End Cap for FLEX AC | CHW-S-3535-ECAC |
| Mounting Clip for FLEX AC | CHW-S-3535-MCAC |
| VHB Tape | VHBTAPE.AC |

CHW-R-4435



- A:** 1.39" (35.25mm)
B: 0.96" (24.50mm)
C: 1.39" (35.25mm)
D: 2.00" (51.04mm)



MATERIAL

Anodized Aluminum



DESCRIPTION

Wide and deep recessed channel. Eliminates visible LED nodes for most FLEXDC products when used with a milky lens. Can be securely and conveniently mounted with CHW-R-4435-SC spring clip.



LENGTH

2 meter

LENS TYPES

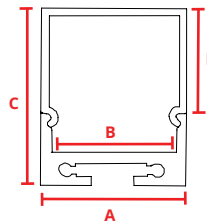
| | |
|---------|-------------|
| Frosted | CHW-35mm-CF |
| Milky | CHW-35mm-CM |

ACCESSORIES

| | |
|---------------------------|-----------------|
| Endcap | CHW-R-4435-EC |
| Endcap w/hole | CHW-R-4435-ECH |
| Mounting Clip | CHW-R-4435-SC |
| Bracket Straight | CHW-S-XX35-BS |
| Bracket 90° Flat | CHW-S-XX35-B90F |
| Bracket 90° Raised | CHW-S-XX35-B90R |
| End Cap for FLEX AC | CHW-R-4435-ECAC |
| Mounting Clip for FLEX AC | CHW-R-4435-MCAC |
| VHB Tape | VHBTAPE.AC |

CHW-S/H-2027

Fits IP40 FLEX DC® only



- A:** 0.79" (20.30mm)
B: 0.66" (16.70mm)
C: 1.06" (27.00mm)
D: 0.76" (19.50mm)

**Must specify for hanging or surface mount application.*



MATERIAL

Anodized Aluminum



DESCRIPTION

Small surfaced mounted or hanging channel with wrap around lens.



LENGTH

2 meter

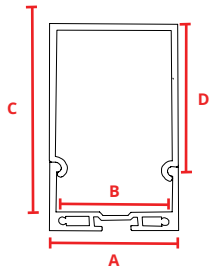
LENS TYPES

| | |
|---------|----------------|
| Clear | CHW-SH-2027-CC |
| Frosted | CHW-SH-2027-CF |
| Milky | CHW-SH-2027-CM |

ACCESSORIES

| | |
|--------------------|-----------------|
| Endcap | CHW-SH-2027-EC |
| End Cap w/hole | CHW-SH-2027-ECH |
| Hanging Hardware | CHW-SH-MW |
| Bracket Straight | CHW-SH-BS |
| Bracket 90° Flat | CHW-SH-B90F |
| Bracket 90° Raised | CHW-SH-B90R |

CHW-S/H-3561



- A:** 1.38" (35.00mm)
B: 1.24" (31.40mm)
C: 2.43" (61.70mm)
D: 1.57" (39.90mm)

**Must specify for hanging or surface mount application.*



MATERIAL

Anodized Aluminum



DESCRIPTION

Large surface mounted or hanging channel with wrap around lens.



LENGTH

2 meter

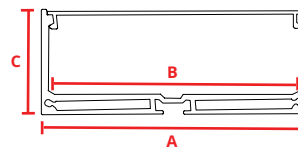
LENS TYPES

| | |
|-------|----------------|
| Milky | CHW-SH-3561-CM |
|-------|----------------|

ACCESSORIES

| | |
|--------------------|-----------------|
| Endcap | CHW-SH-3561-EC |
| End Cap w/hole | CHW-SH-3561-ECH |
| Hanging Hardware | CHW-SH-MW |
| Bracket Straight | CHW-SH-BS |
| Bracket 90° Flat | CHW-SH-B90F |
| Bracket 90° Raised | CHW-SH-B90R |

CHW-S/H-7532



- A:** 2.95" (75.00mm)
B: 2.52" (64.00mm)
C: 1.26" (32.00mm)

**Must specify for hanging or surface mount application.*



MATERIAL

Anodized Aluminum



DESCRIPTION

Wide surface mounted or hanging channel with flat lens.



LENGTH

2 meter

LENS TYPES

| | |
|---------|----------------|
| Frosted | CHW-SH-7532-CF |
|---------|----------------|

ACCESSORIES

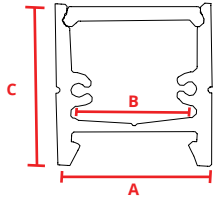
| | |
|--------------------|-----------------|
| Endcap | CHW-SH-7532-EC |
| Endcap w/hole | CHW-SH-7532-ECH |
| Hanging Hardware | CHW-SH-MW |
| Bracket Straight | CHW-SH-BS |
| Bracket 90° Flat | CHW-SH-B90F |
| Bracket 90° Raised | CHW-SH-B90R |

MOUNTING OPTIONS - COMPATIBLE CHANNELS

- Not Blended
 Blended w/Milky Lens
 1 Configuration 1
 1a Configuration 1 with Auxiliary Housing Accessory
 2 Configuration 2
 3 Configuration 3

CHC-S-1921

Fits IP40 FLEX DC®



- A:** 0.76" (19.43mm)
- B:** 0.55" (14.09mm)
- C:** 0.84" (21.43mm)



MATERIAL

Anodized Aluminum



DESCRIPTION

Surface mount channel with flat lens. Mounts to ferrous and non-ferrous surfaces using magnets with no visible fasteners once mounted.



LENGTH

2 meter

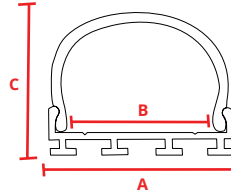
LENS TYPES

Milky CHC-S-1921-CM

ACCESSORIES

| | |
|---------------------------------|----------------|
| Anodized Aluminum Endcap | CHC-S-1921-EC |
| Anodized Aluminum Endcap w/hole | CHC-S-1921-ECH |
| Channel Mounted Magnet | CHC-S-1921-MA |
| Wall Mounted Magnet | CHC-S-1921-M |
| 1" Mounting Plate | CHC-S-1921-B1 |

CHW-S-2623



- A:** 1.03" (26.20mm)
- B:** 0.80" (20.35mm)
- C:** 0.89" (22.76mm)



MATERIAL

Anodized Aluminum



DESCRIPTION

Surface mounted channel with wrap around lens.



LENGTH

2 meter



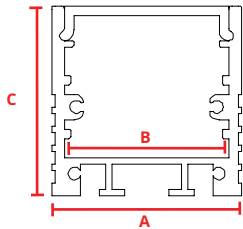
LENS TYPES

Milky CHW-S-2623-CM

ACCESSORIES

| | |
|---------------|----------------|
| Endcap | CHW-S-2623-EC |
| Endcap w/hole | CHW-S-2623-ECH |

CHW-S/H-3030



- A:** 1.18" (30.00mm)
- B:** 1.01" (25.60mm)
- C:** 1.18" (30.00mm)

*Must specify for hanging or surface mount application.



MATERIAL

Anodized Aluminum



DESCRIPTION

Wide and deep surface mounted or hanging channel with flat lens for even blending.



LENGTH

2 meter

LENS TYPES

Milky CHW-SH-3030-CM

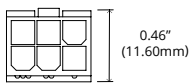
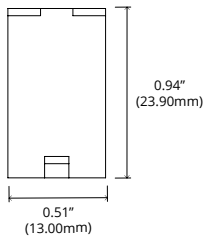
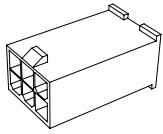
ACCESSORIES

| | |
|---------------------------|------------------|
| Endcap | CHW-SH-3030-EC |
| Endcap w/hole | CHW-SH-3030-ECH |
| Hanging Hardware | CHW-SH-MW |
| Bracket Straight | CHW-SH-BS |
| Bracket 90° Flat | CHW-SH-B90F |
| Bracket 90° Raised | CHW-SH-B90R |
| End Cap for FLEX AC | CHW-SH-3030-ECAC |
| Mounting Clip for FLEX AC | CHW-SH-3030-MCAC |
| VHB Tape | VHBTAPE.AC |

ACCESSORIES

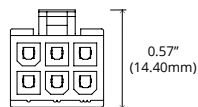
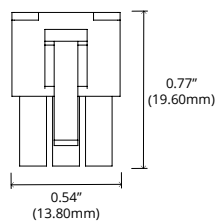
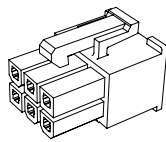
LC-I5P-M

Indoor Lead Connector
(Male)



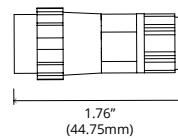
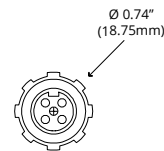
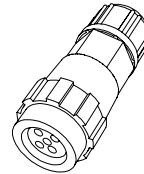
LC-I5P-F

Indoor Lead Connector
(Female)



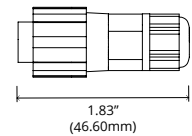
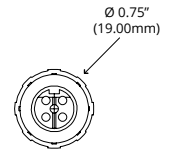
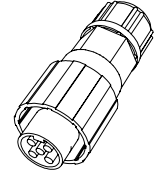
LC-O5P-F

Outdoor Lead Connector
(Female)




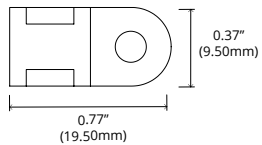
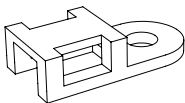
LC-O5P-M

Outdoor Lead Connector
(Male)




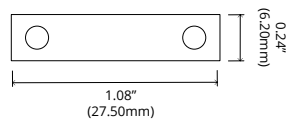
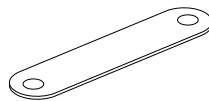
FLEX.ZIP

Strain Relief Clip



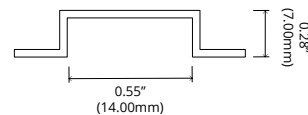
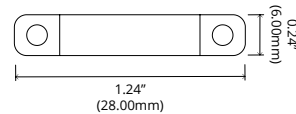
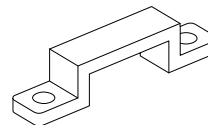
FLEXMNT.SIL.INT

Indoor Mounting Clip



FLEXMNT.SIL.EXT12

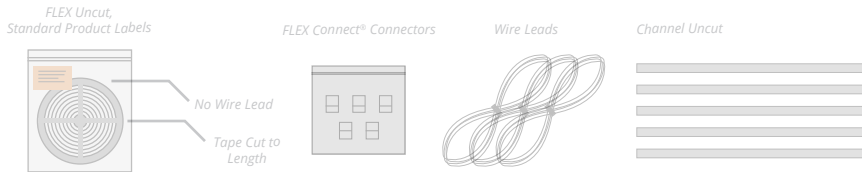
Outdoor Mounting Clip



CONFIGURATION TYPES


1 [NOT COMPATIBLE] FLEX cut to length with FLEX Connect® Power Feeds for Field Termination, Channel uncut for field cutting

- Specify **FLEXConfig-1**
- Specify FLEX type and channel type
- FLEX factory cut to length, but not terminated
- One FLEX Connect® power feed connector and 6' lead provided per FLEX run
 - Uncut rolls of lead wire can also be provided (see page 8 for part #)
- Channel shipped uncut for field cutting.
- Specify number of butt splices (not shown - see page 8)
- IP68 not available in **FLEXConfig-1**
- JA8 2016 not available in **FLEXConfig-1**
- FLEXConfig-1** is quick ship if run lengths are provided at time of order. Take offs, if needed, will add lead time.
- The below channels are **NOT** compatible with FLEX Connect®:
 - Slim:**
 - CHS-R-1208
 - CHS-R-1715
 - CHS-C-1616
 - CHC-S-1921
 - Specialty:**
 - CHSP-R-2970
 - CHSP-S-1618
 - CHSP-STEP-8142



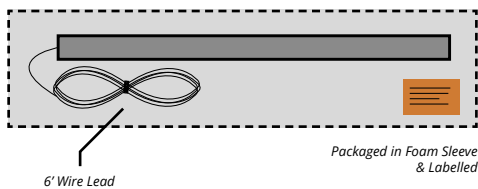
2 Cut To Length With Soldered Leads, Assemble On-Site 1, 2, 3

- Specify **FLEXConfig-2**
- Specify FLEX type and channel type
- Specify run lengths
- IP68 only available in **FLEXConfig-2**
- If no config is specified, and run lengths are provided, **FLEXConfig-2** will be used



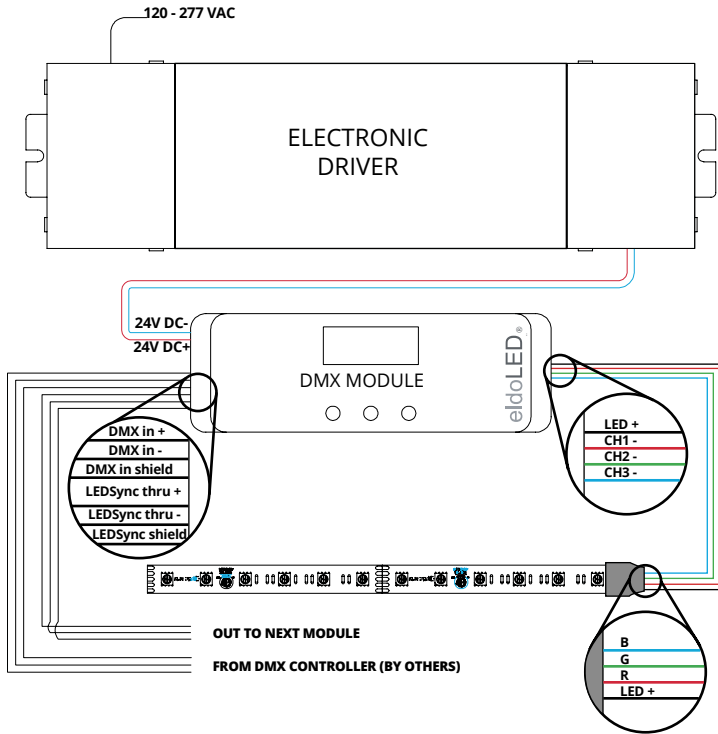
3 Pre-Assembled Factory Finished Fixtures 1, 2

- Specify **FLEXConfig-3**
- Fully assembled fixture
- ETL stamped and listed as a fixture
- 6.50' max length
- Standard 6' power lead unless otherwise specified
- The below channels **CANNOT** be factory assembled:
 - Slim:**
 - CHS-R-1208
 - CHS-R-1715
 - Wide:**
 - CHW-R-2010
 - CHW-S-2027
 - CHW-S-7532
 - CHW-S-2623
 - CHW-S-3030
 - CHW-S-3561



NOTES:

- Due to the nature of the FLEX DC® product, specific lengths may not fall exactly on a cutting point. In this case, Optic Arts® will always cut to the smaller dimension unless otherwise specified.
- Unless otherwise specified, channel is cut 15mm longer than FLEX DC®.
- Some on-site assembly required. See installation guides for details.



ELECTRONIC DRIVER W/DMX MODULE

| PART | DESCRIPTION |
|-------------------|--|
| GG100E-24-UNV-DMX | 96W 120-277VAC ELECTRONIC DRIVER WITH eldoLED DMX DIMMING MODULE |

| DIMENSIONS | |
|------------|----------------------------|
| 96W | H 3.00"; W 11.46"; D 1.30" |
| DMX MODULE | H 1.97"; W 6.02"; D 0.91" |

*Must be installed in UL box (by others)

| DIMMING PERFORMANCE | |
|--------------------------------|----------------------------------|
| ELECTRONIC DRIVER - DMX MODULE | Dims to 0.1% on most DMX systems |