


LARGE CHANNEL



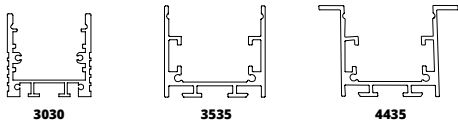
Large anodized extrusions compatible with most **FLEX** light engines.

CHANNEL OPTIONS




MATERIAL	FINISHES	
Anodized aluminum	<ul style="list-style-type: none"> Satin Silver Deep Bronze Anodized¹ Matte Black Anodized¹ White Powder Coat Blue Powder Coat¹ 	<ul style="list-style-type: none"> Red Powder Coat¹ Gray Powder Coat¹ Chrome¹ Custom RAL Powder Coat¹

¹: Special order finishes may increase order lead time and incur an added cost.

CHANNEL TYPE



LENS OPTIONS

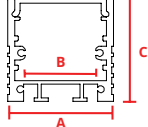
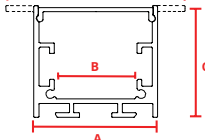
MATERIAL	DIFFUSION
Polycarbonate	 Milky  Frosted  Clear

LENS TYPE



COMBINATIONS

Note: All combinations come with fitted endcap for each end.

DIMENSIONS	CHW-S-3030			CHW-S-3535 / CHW-R-4435		
						
	A: 1.18" (30.00mm)	B: 1.01" (25.60mm)	C: 1.18" (30.00mm)	A: 1.39" (35.25mm)	B: 0.96" (24.50mm)	C: 1.39" (35.25mm) D: 2.00" (51.04mm) Recessed:
BLENDED FLEX W/MILKY LENS	<ul style="list-style-type: none"> FLEX DC® 15 FLEX DC® 30 FLEX DC® 44 FLEX DC® 88 	<ul style="list-style-type: none"> FLEX DC® 88 RGBW FLEX DC® QUAD FLEX STP 20 FLEX STP 40 	<ul style="list-style-type: none"> FLEX STP 70 FLEX STP RGBW FLEX STP VW 	<ul style="list-style-type: none"> FLEX DC® 15 FLEX DC® 30 FLEX DC® 44 FLEX DC® 88 	<ul style="list-style-type: none"> FLEX DC® 88 RGBW FLEX DC® QUAD FLEX DC® VW FLEX STP 20 	<ul style="list-style-type: none"> FLEX STP 40 FLEX STP 70 FLEX STP RGBW FLEX STP VW
CENTER BLENDED FLEX W/MILKY LENS	-			-		
NOT BLENDED	<ul style="list-style-type: none"> FLEX DC® 22 	<ul style="list-style-type: none"> FLEX DC® 44 RGBW 	<ul style="list-style-type: none"> FLEX DC® VW 	<ul style="list-style-type: none"> FLEX DC® 22 FLEX DC® 44 RGBW 		

PART NUMBER BUILDER

CHANNEL	CHANNEL TYPE	CHANNEL SIZE	LENS DIFFUSION	FINISH	MOUNTING
CHW = Channel Large	S = Surface ¹ R = Recessed ²	3030 = H 30.00mm x W 30.00mm 3535 = H 35.00mm x W 35.00mm 4435 = H 44.00mm x W 35.00mm	CC = Clear CF = Frosted CM = Milky	SS = Satin Silver MB = Matte Black Anodized ³ BZ = Deep Bronze Anodized ³ WH = White Powder Coat ³ GY = Gray Powder Coat ³ BL = Blue Powder Coat ³ RD = Red Powder Coat ³ CH = Chrome ³ CR = Custom RAL Powder Coat ³	NA = Direct Surface MC = Mounting Clip ⁵ SC = Spring Clip ⁴ PD = Pendant ⁵

¹: Only compatible with 3030 & 3535.
²: Only compatible with 4435.

³: Special order finishes may increase order lead time and incur an added cost.

⁴: Only available for Recessed Channel Type.
⁵: Only available for Surface Channel Type.

1130 Monterey Pass Rd, Monterey Park, CA 91754

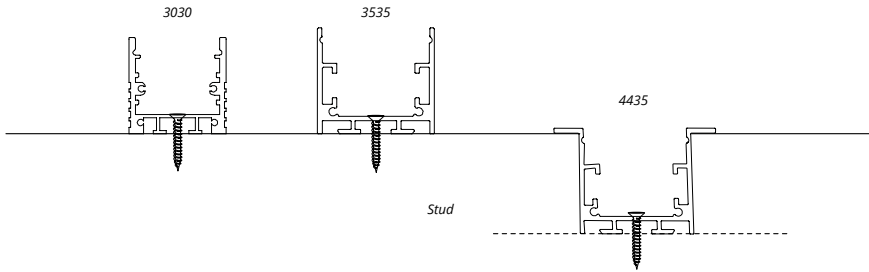
213.250.6069 | info@opticsarts.com | www.opticsarts.com

LARGE CHANNEL

MOUNTING OPTIONS

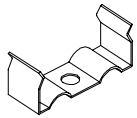
DIRECT SURFACE

Compatible Channel: CHW-S-3030, CHW-S-3535, CHW-R-4435

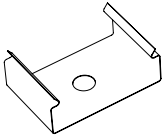


MOUNTING CLIP

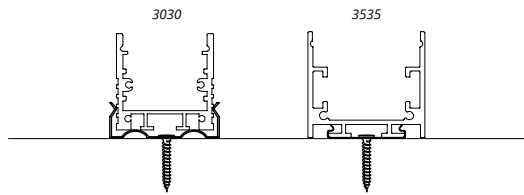
CHW-S-3030-MC



CHW-S-3535-MC

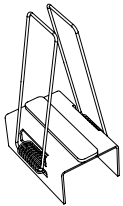


Compatible Channel: Surface Channels

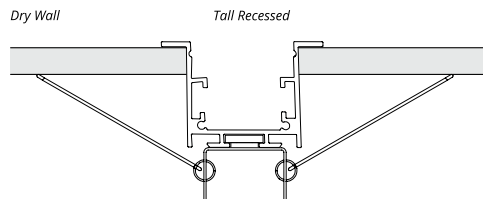


SPRING CLIP

CHW-R-4435-SC



Compatible Channel: Recessed Channels

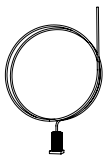


CHANNEL TYPE	DIMENSIONS W/CLIP
--------------	-------------------

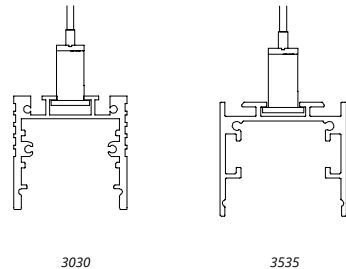
CHW-R-4435	H: 2.12" (53.61mm)
------------	--------------------

PENDANT

CHW-SH-MW



Compatible Channel: Surface Channels



CHANNEL TYPE	SUSPENSION HEIGHT
--------------	-------------------

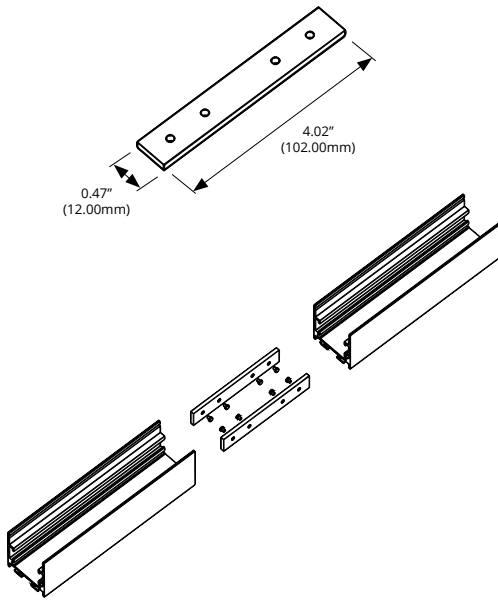
CHW-S-3030, CHW-S-3535	Up to 3' (914.40mm)
---------------------------	---------------------

LARGE CHANNEL

ALIGNER OPTIONS

Compatible Channel: CHW-S-3535, CHW-R-4435

STRAIGHT



INSIDE/OUTSIDE CORNERS

