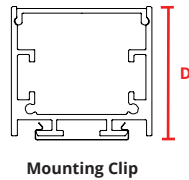
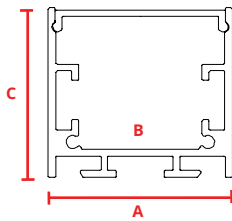


PHYSICAL

Description	Wide and deep surface mounted or hanging channel. Eliminates visible LED nodes for most FLEXDC products when used with a milky lens.
Material	Anodized Aluminum
Lens Cover	Polycarbonate
Width	A: 1.39" (35.25mm)
Inner Width	B: 0.96" (24.50mm)
Height	C: 1.39" (35.25mm)
Overall Height w/ Mounting Clip	D: 1.54" (39.00mm)
Length	2 meters

DIMENSIONS



Mounting Clip

**Must specify for hanging or surface mount application.*

FINISH

Satin Silver	*White Powder Coat
Deep Bronze	*Custom RAL Powder Coat
*Matte Black	*Chrome

**Special order finishes may increase order lead time and incur an added cost*

ACCESSORIES

PART

Anodized Aluminum End Cap	CHW-S-3535-EC
Anodized Aluminum End Cap w/Hole	CHW-S-3535-ECH
Frosted Lens	CHW-S-3535-CF
Milky Lens	CHW-S-3535-CM
Bracket Straight	CHW-S-XX35-B5
Bracket 90° Raised	CHW-S-XX35-B90R
Mounting Clip	CHW-S-3535-MC
Hanging Hardware	CHW-S-3535-MW
End Cap for FLEX AC	CHW-S-3535-ECAC
Mounting Clip for FLEX AC	CHW-S-3535-MCAC-W

COMPATIBLE FLEX PRODUCTS



Not Blended



Blended w/Milky Lens

FLEX DC 15		FLEX DC 22	
FLEX DC 30		FLEX DC 44	
FLEX DC 88		FLEX 44 RGBW	
FLEX DC 88 RGBW		FLEX DC QUAD	
FLEX STP 73 <i>IP20 only</i>		FLEX STP RGBW <i>IP20 only</i>	
FLEX STP VARIABLE WHITE <i>IP20 only</i>		FLEX DC VARIABLE WHITE	
FLEX STP 40 <i>IP20 only</i>		FLEX STP 20 <i>IP20 only</i>	

PART NUMBER BUILDER

SERIES	+	CHANNEL TYPE	+	DIMENSIONS	+	LENS	+	FINISH
CHW = Channel Wide		S = Surface Mounted H = Hanging Channel		3535 = H 35.00mm x W 35.00mm		2C = Clear Lens 2F = Frosted Lens 2M = Milky Lens		SL = Satin Silver *MB = Matte Black Anodized *BZ = Deep Bronze Anodized *WH = White Powder Coat *GY = Gray Powder Coat *BL = Blue Powder Coat *RD = Red Powder Coat *YL = Yellow Powder Coat *CH = Chrome *CR = Custom RAL Powder Coat

**Special order finishes may increase order lead time and incur an added cost*

1130 Monterey Pass Rd, Monterey Park, CA 91754

213.250.6069 | info@opticsarts.com | www.opticsarts.com

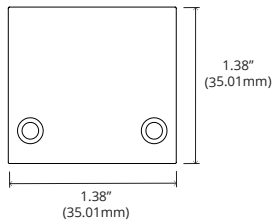
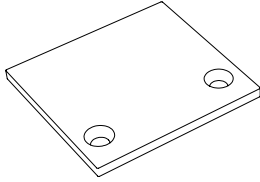
Optic Arts reserves the right to modify this specification without prior notice.

Last Modified: March 8, 2018 4:12 PM

ACCESSORIES

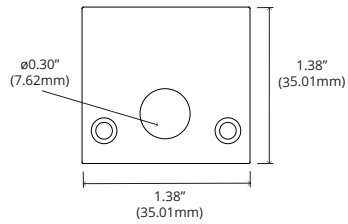
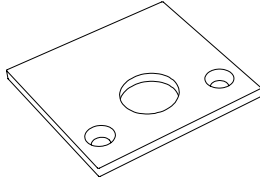
CHW-S-3535-EC

Anodized Aluminum
End Cap



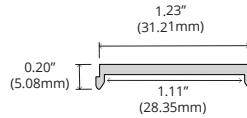
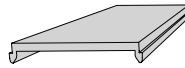
CHW-S-3535-ECH

Anodized Aluminum
End Cap w/Hole



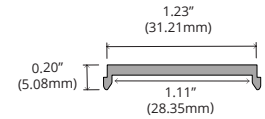
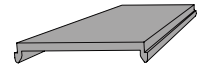
CHW-S-3535-CF

Frosted Lens



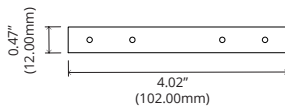
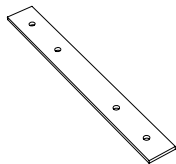
CHW-S-3535-CM

Milky Lens



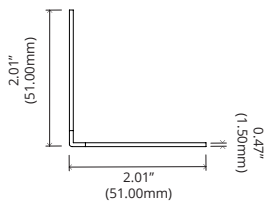
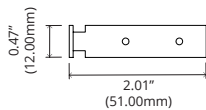
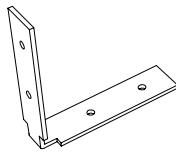
CHW-S-XX35-BS

Bracket Straight



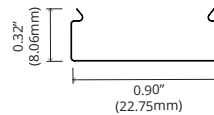
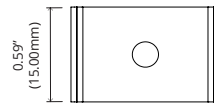
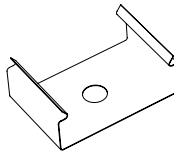
CHW-S-XX35-B90R

Bracket 90° Raised



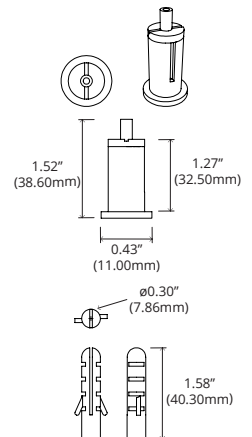
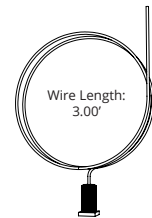
CHW-S-3535-MC

Mounting Clip



CHW-H-3535-MW

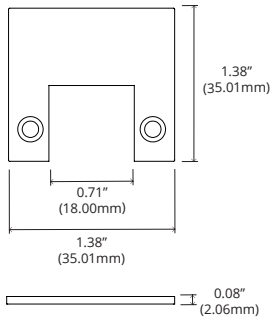
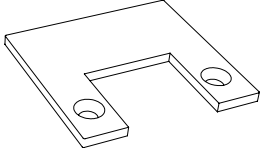
Hanging Hardware



ACCESSORIES

CHW-S-3535-ECAC

End Cap for FLEX AC



CHW-S-3535-MCAC-W

Mounting Clip for FLEX AC

