



FLEX STP VARIABLE WHITE IP67 is a high performance flexible LED fixture distinguished by its extremely tight LED pitch and ability to blend in shallow channels. Its tight led pitch allows for even blending in channel making it perfect for direct view applications.

ELECTRICAL

| | |
|--------------------------|--|
| Input Voltage | 24VDC |
| Dimming Options | • DMX • VintageDim® |
| Power Consumption | 5.8 Watts per foot |
| Wire Size | 20AWG, 3 wire |
| Certification | ETL - Conforms to UL Std. 2108; Certified to CSA Std. C22.2 No. 9.0 |

PHYSICAL

| | |
|------------------------------|---|
| Field Cuttable | 1.97" |
| Operating Temperature | -20°C (-40°F) to +50°C (+122°F) |
| Environment | IP67 - Wet Location |
| Maximum Run Length | 16.00' |
| Dimensions (WxH) | 0.47" (11.94mm) x 0.21" (5.33mm) Endcaps - 0.50" (12.70mm) x 0.31" (7.87mm) |

LUMEN OUTPUT

| NOMINAL CCT | CCT w/IP67 JACKET |
|----------------------------|---|
| 1800K-3550K | 1760K-3410K |
| Both colors at 100% | Both colors at 100%: 312.30 lm/ft 53.84 lm/Watt |
| 1800K only | 1760K only: 124.20 lm/ft |
| 3550K only | 3410K only: 193.50 lm/ft |

Note: Stated lumen values have a tolerance of +/- 10%.

ACCESSORIES

| | |
|-----------------------|-------------------------------|
| Channels | Optic Arts® Channel (pg. 3-6) |
| Mounting Clips | FLEXMNT.SIL.EXT12 (pg. 7) |
| Connectors | LC-O3P-F, LC-O3P-M (pg. 7) |
| Strain Relief | FLEX.ZIP (pg. 7) |

NOTE: Must be used in conjunction with and Optic Arts® Channel for proper heat dissipation.

PERFORMANCE

| | |
|--------------------------|--|
| CRI | 3550K = 95+, 1800K = 90+ |
| Binning Tolerance | +/- 100K |
| Warranty | 5 years |

PART NUMBER BUILDER

| SERIES | + | IP RATING | + | COLOR | + | VOLTAGE | + | WATTAGE | + | LENGTH |
|---------|---|--------------------------|---|-------------------------------|---|-------------|---|-----------|---|--------------------|
| FLEXSTP | | 67 = IP67 - Wet Location | | 1835 = 1800K - 3550K Variable | | 24 = 24 VDC | | 58 = 5.8W | | XX = Custom Length |

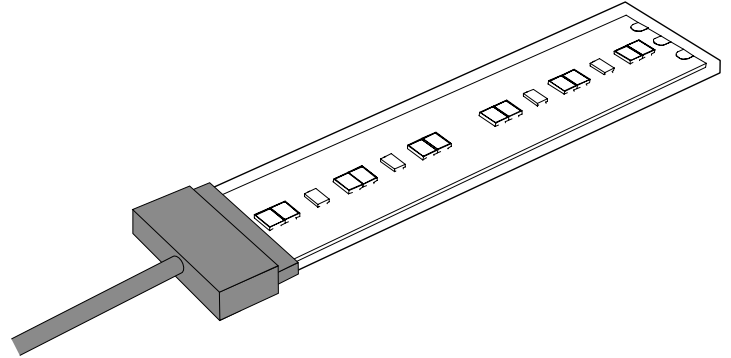
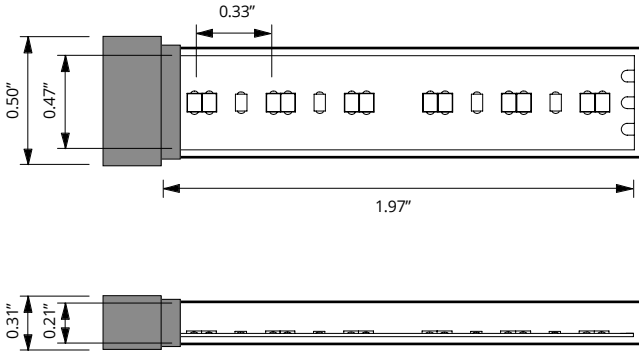


DIMENSIONS

Optic Arts® cuts all FLEX and Channel products to length per customer specifications. Each length of FLEX is fitted with a 6' wire lead (custom lengths available upon request) and packaged on a reel in an anti-static bag. Bags are labeled with fixture type, length and location (if applicable). Each piece of channel is labeled with fixture type, length and location (if applicable), and is bundled by fixture type.

- Due to the nature of the FLEX product, specific lengths may not fall exactly on a cutting point. In this case, Optic Arts® will always cut to the smaller dimension unless otherwise specified.
- Unless otherwise specified, channel is cut 15mm longer than FLEX.
- Some on-site assembly required. See installation guides for details.

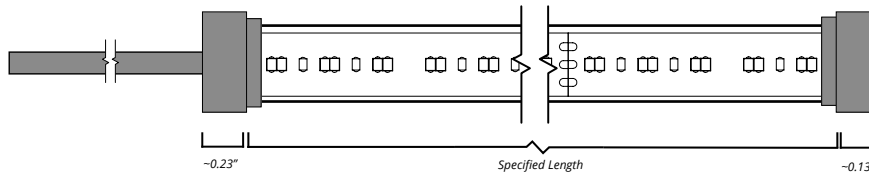
OUTDOOR FLEX STP VARIABLE WHITE



DIMENSIONS

| | |
|-------------------------|--------------------|
| Width | 0.47" (11.94mm) |
| Height | 0.21" (5.33mm) |
| Width (Endcap) | 0.50" (12.70mm) |
| Height (Endcap) | 0.31" (7.87mm) |
| Cuttable Segment Length | 1.97" (50.00mm) |
| Pitch Length | 0.33" (8.31mm) |
| Max Run Length | 16.00' (4876.80mm) |

OUTDOOR FLEX STP VARIABLE WHITE



KEY

CHANNEL PART NUMBER BREAKDOWN:

| CHS | + | R | + | 1208 |
|--|---|--|---|-------------------|
| SERIES | | APPLICATION | | DIMENSIONS |
| CHS = Slim Channel CHW = Wide Channel | | S = Surface Mount R = Recessed Mount C = Corner Mount H = Hanging Mount | | XXXX = W x H (mm) |

CHS-R-1208



• Click on channel titles below to access complete channel cut sheets



Not Blended

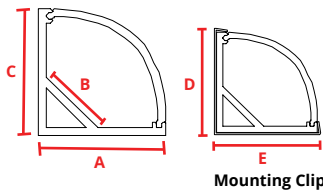


Blended w/Milky Lens



Center Blend

CHS-C-1616



- A:** 0.63" (16.00mm)
- B:** 0.39" (10.00mm)
- C:** 0.63" (16.00mm)
- D:** 0.70" (17.78mm)
- E:** 0.70" (17.78mm)

MATERIAL

Anodized Aluminum

DESCRIPTION

Slim corner mount channel with rounded lens.

LENGTH

2 meter

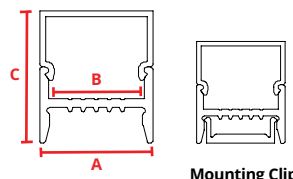
LENS TYPES

Frosted CHS-C-1616-CF
Milky CHS-C-1616-CM

ACCESSORIES

Endcap CHS-C-1616-EC
Endcap w/hole CHS-C-1616-ECH
Mounting Clip CHS-C-1616-MC

CHS-S-1922S



- A:** 0.77" (19.50mm)
- B:** 0.65" (16.50mm)
- C:** 0.86" (21.80mm)

MATERIAL

Anodized Aluminum

DESCRIPTION

Slim surface mounted channel with square wrap around lens. Mounting clip is fully concealed within fixture base.

LENGTH

2 meter

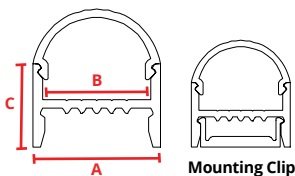
LENS TYPES

Milky CHW-S-1922S-CM

ACCESSORIES

Endcap CHS-S-1922S-EC
Endcap w/hole CHS-S-1922S-ECH
Mounting Clip CHS-S-1922S-MC

CHS-S-1922R



- A:** 0.77" (19.50mm)
- B:** 0.65" (16.50mm)
- C:** 0.86" (21.80mm)

MATERIAL

Anodized Aluminum

DESCRIPTION

Slim surface mounted channel with rounded wrap around lens. Mounting clip is fully concealed within fixture base.

LENGTH

2 meter

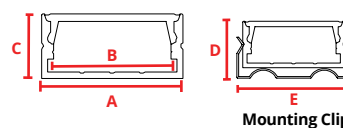
LENS TYPES

Milky CHW-S-1922R-CM

ACCESSORIES

Endcap CHS-S-1922R-EC
Endcap w/hole CHS-S-1922R-ECH
Mounting Clip CHS-S-1922R-MC

CHW-S-2010



- A:** 0.93" (23.50mm)
- B:** 0.78" (20.00mm)
- C:** 0.39" (10.00mm)
- D:** 0.48" (12.19mm)
- E:** 1.02" (25.80mm)

MATERIAL

Anodized Aluminum

DESCRIPTION

Low profile surface mounted channel.

LENGTH

2 meter

LENS TYPES

Clear CHW-S-2010-CC
Frosted CHW-S-2010-CF
Milky CHW-S-2010-CM

ACCESSORIES

Endcap CHW-S-2010-EC
Endcap w/hole CHW-S-2010-ECH
Mounting Clip CHW-S-2010-MC
Rotating Mounting Clip CHW-S-2010-MCR

FLEX STP VARIABLE WHITE IP67

Specification Sheet

MOUNTING OPTIONS - COMPATIBLE CHANNELS



Not Blended



Blended w/Milky Lens



Centered Blend

CHW-R-2010



MATERIAL

Anodized Aluminum

DESCRIPTION

Recessed wide-profile channel.

LENGTH

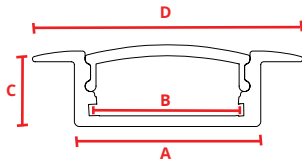
2 meter

LENS TYPES

Clear CHW-R-2010-CC
Frosted CHW-R-2010-CF
Milky CHW-R-2010-CM

ACCESSORIES

Endcap CHW-R-2010-EC
Endcap w/hole CHW-R-2010-ECH



A: 0.93" (23.50mm)
B: 0.78" (20.00mm)
C: 0.39" (10.00mm)
D: 1.19" (30.24mm)

CHW-C-3030



MATERIAL

Anodized Aluminum

DESCRIPTION

45 degree channel with rounded lens.

LENGTH

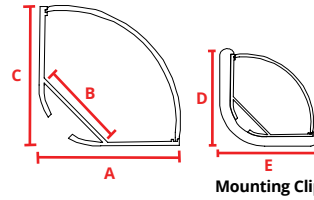
2 meter

LENS TYPES

Clear CHW-C-3030-CC
Frosted CHW-C-3030-CF
Milky CHW-C-3030-CM

ACCESSORIES

Endcap CHW-C-3030-EC
Endcap w/hole CHW-C-3030-ECH
Mounting Clip CHW-C-3030-MC



A: 1.18" (30.00mm)
B: 0.78" (20.20mm)
C: 1.18" (30.00mm)
D: 1.29" (32.77mm)
E: 1.29" (32.77mm)

CHW-C-3030S



MATERIAL

Anodized Aluminum

DESCRIPTION

45 degree channel with square lens.

LENGTH

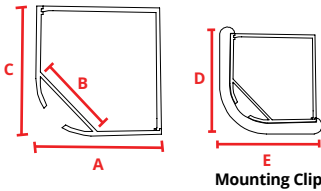
2 meter

LENS TYPES

Clear CHW-C-3030S-CC
Frosted CHW-C-3030S-CF
Milky CHW-C-3030S-CM

ACCESSORIES

Endcap CHW-C-3030S-EC
Endcap w/hole CHW-C-3030S-ECH
Mounting Clip CHW-C-3030S-MC



A: 1.18" (30.00mm)
B: 0.78" (20.20mm)
C: 1.18" (30.00mm)
D: 1.29" (32.77mm)
E: 1.29" (32.77mm)

CHW-S/H-3535



MATERIAL

Anodized Aluminum

DESCRIPTION

Wide and deep surface mounted or hanging channel. Eliminates visible LED nodes for most FLEXDC products when used with a milky lens.

LENGTH

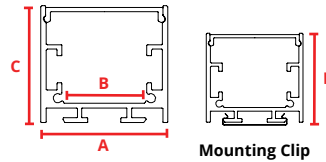
2 meter

LENS TYPES

Frosted CHW-35mm-CF
Milky CHW-35mm-CM

ACCESSORIES

Endcap CHW-S-3535-EC
Endcap w/hole CHW-S-3535-ECH
Mounting Clip CHW-S-3535-MC
Hanging Hardware CHW-SH-3535-MW
Bracket Straight CHW-S-XX35-BS
Bracket 90° Flat CHW-S-XX35-B90F
Bracket 90° Raised CHW-S-XX35-B90R
End Cap for FLEX AC CHW-S-3535-ECAC
Mounting Clip for FLEX AC CHW-S-3535-MCAC
VHB Tape VHBTAPE.AC



A: 1.39" (35.25mm)
B: 0.96" (24.50mm)
C: 1.39" (35.25mm)
D: 1.54" (39.00mm)

*Must specify for hanging or surface mount application.

CHW-R-4435



MATERIAL

Anodized Aluminum

DESCRIPTION

Wide and deep recessed channel. Eliminates visible LED nodes for most FLEXDC products when used with a milky lens. Can be securely and conveniently mounted with CHW-R-4435-SC spring clip.

LENGTH

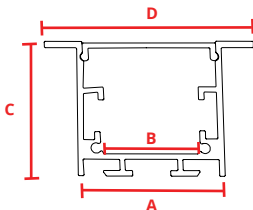
2 meter

LENS TYPES

Frosted CHW-35mm-CF
Milky CHW-35mm-CM

ACCESSORIES

Endcap CHW-R-4435-EC
Endcap w/hole CHW-R-4435-ECH
Mounting Clip CHW-R-4435-SC
Bracket Straight CHW-S-XX35-BS
Bracket 90° Flat CHW-S-XX35-B90F
Bracket 90° Raised CHW-S-XX35-B90R
End Cap for FLEX AC CHW-R-4435-ECAC
Mounting Clip for FLEX AC CHW-R-4435-MCAC
VHB Tape VHBTAPE.AC



A: 1.39" (35.25mm)
B: 0.96" (24.50mm)
C: 1.39" (35.25mm)
D: 2.00" (51.04mm)

CHW-S/H-2027



MATERIAL

Anodized Aluminum

DESCRIPTION

Small surfaced mounted or hanging channel with wrap around lens.

LENGTH

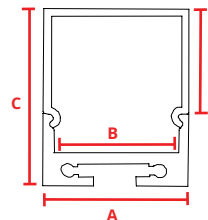
2 meter

LENS TYPES

Clear CHW-SH-2027-CC
Frosted CHW-SH-2027-CF
Milky CHW-SH-2027-CM

ACCESSORIES

Endcap CHW-SH-2027-EC
End Cap w/hole CHW-SH-2027-ECH
Hanging Hardware CHW-SH-MW
Bracket Straight CHW-SH-BS
Bracket 90° Flat CHW-SH-B90F
Bracket 90° Raised CHW-SH-B90R



A: 0.79" (20.30mm)
B: 0.66" (16.70mm)
C: 1.06" (27.00mm)
D: 0.76" (19.50mm)

*Must specify for hanging or surface mount application.

1130 Monterey Pass Rd, Monterey Park, CA 91754

213.250.6069 | customerservice@opticsarts.com | www.opticsarts.com

Optic Arts reserves the right to modify this specification without prior notice.

Last Modified: November 1, 2018 3:50 PM

FLEX STP VARIABLE WHITE IP67

Specification Sheet

MOUNTING OPTIONS - COMPATIBLE CHANNELS



Not Blended



Blended w/Milky Lens



Centered Blend

CHW-S/H-3561



MATERIAL

Anodized Aluminum

DESCRIPTION

Large surface mounted or hanging channel with wrap around lens.

LENGTH

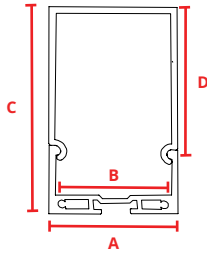
2 meter

LENS TYPES

Milky CHW-SH-3561-CM

ACCESSORIES

Endcap CHW-SH-3561-EC
 End Cap w/hole CHW-SH-3561-ECH
 Hanging Hardware CHW-SH-MW
 Bracket Straight CHW-SH-BS
 Bracket 90° Flat CHW-SH-B90F
 Bracket 90° Raised CHW-SH-B90R



A: 1.38" (35.00mm)
B: 1.24" (31.40mm)
C: 2.43" (61.70mm)
D: 1.57" (39.90mm)

*Must specify for hanging or surface mount application.

CHW-S/H-7532



MATERIAL

Anodized Aluminum

DESCRIPTION

Wide surface mounted or hanging channel with flat lens.

LENGTH

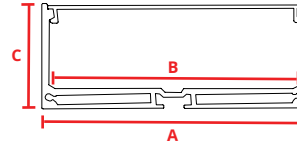
2 meter

LENS TYPES

Frosted CHW-SH-7532-CF

ACCESSORIES

Endcap CHW-SH-7532-EC
 Endcap w/hole CHW-SH-7532-ECH
 Hanging Hardware CHW-SH-MW
 Bracket Straight CHW-SH-BS
 Bracket 90° Flat CHW-SH-B90F
 Bracket 90° Raised CHW-SH-B90R



A: 2.95" (75.00mm)
B: 2.52" (64.00mm)
C: 1.26" (32.00mm)

*Must specify for hanging or surface mount application.

CHW-S-2623



MATERIAL

Anodized Aluminum

DESCRIPTION

Surface mounted channel with wrap around lens.

LENGTH

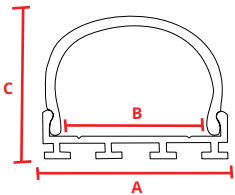
2 meter

LENS TYPES

Milky CHW-S-2623-CM

ACCESSORIES

Endcap CHW-S-2623-EC
 Endcap w/hole CHW-S-2623-ECH



A: 1.03" (26.20mm)
B: 0.80" (20.35mm)
C: 0.89" (22.76mm)

CHW-S/H-3030



MATERIAL

Anodized Aluminum

DESCRIPTION

Wide and deep surface mounted or hanging channel with flat lens for even blending.

LENGTH

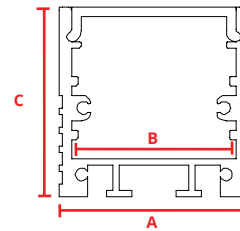
2 meter

LENS TYPES

Milky CHW-SH-3030-CM

ACCESSORIES

Endcap CHW-SH-3030-EC
 Endcap w/hole CHW-SH-3030-ECH
 Hanging Hardware CHW-SH-MW
 Bracket Straight CHW-SH-BS
 Bracket 90° Flat CHW-SH-B90F
 Bracket 90° Raised CHW-SH-B90R
 End Cap for FLEX AC CHW-SH-3030-ECAC
 Mounting Clip for FLEX AC CHW-SH-3030-MCAC
 VHB Tape VHBTAPE.AC



A: 1.18" (30.00mm)
B: 1.01" (25.60mm)
C: 1.18" (30.00mm)

*Must specify for hanging or surface mount application.

CHC-S-1921



MATERIAL

Anodized Aluminum

DESCRIPTION

Surface mount channel with flat lens. Mounts to ferrous and non-ferrous surfaces using magnets with no visible fasteners once mounted.

LENGTH

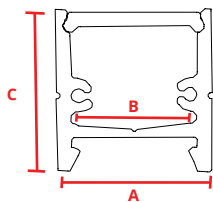
2 meter

LENS TYPES

Milky CHC-S-1921-CM

ACCESSORIES

Anodized Aluminum Endcap CHC-S-1921-EC
 Anodized Aluminum Endcap w/hole CHC-S-1921-ECH
 Channel Mounted Magnet CHC-S-1921-MA
 Wall Mounted Magnet CHC-S-1921-M
 1" Mounting Plate CHC-S-1921-B1

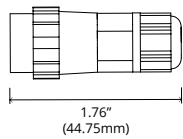
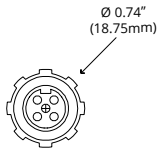
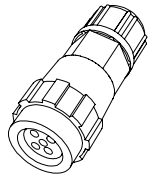


A: 0.76" (19.43mm)
B: 0.55" (14.09mm)
C: 0.84" (21.43mm)

ACCESSORIES

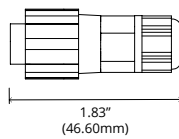
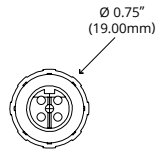
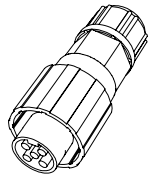
LC-O3P-F

Outdoor Lead Connector
(Female)




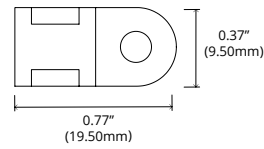
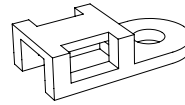
LC-O3P-M

Outdoor Lead Connector
(Male)

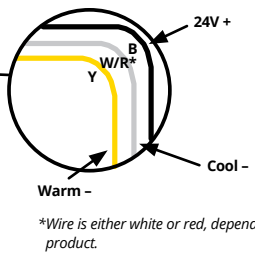
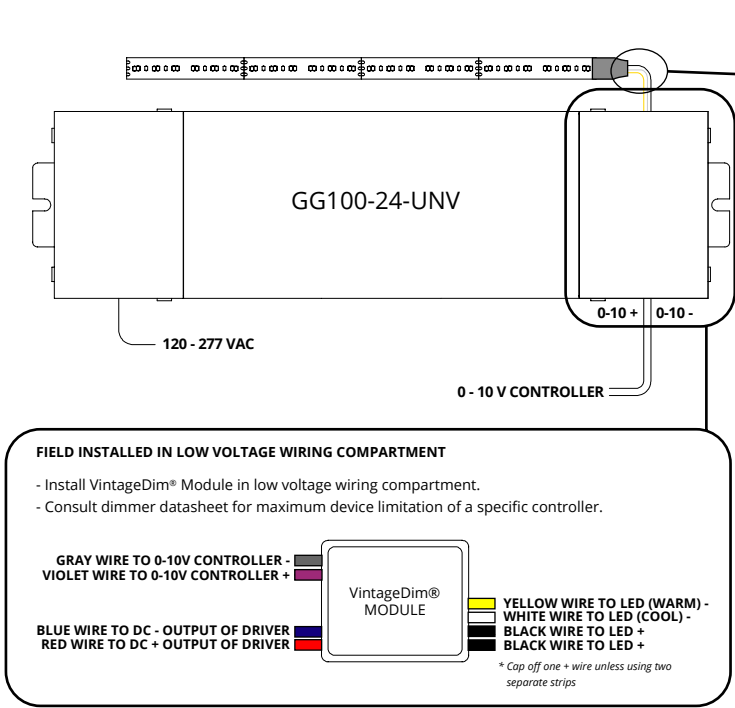


FLEX.ZIP

Strain Relief Clip



COMPATIBLE DRIVERS



ELECTRONIC DRIVER W/VintageDim® MODULE

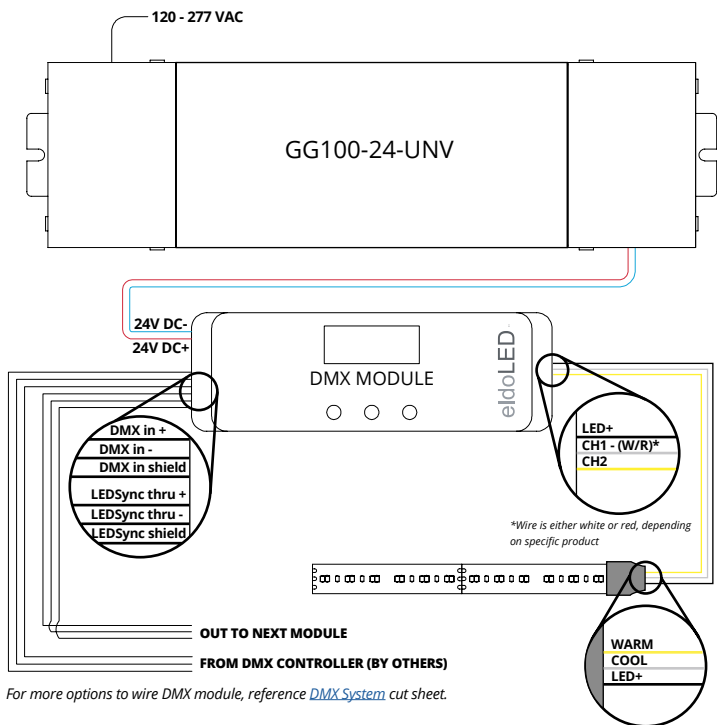
| PART | DESCRIPTION |
|-----------------|---|
| GG100E-24-UNV-W | 96W 120-277VAC ELECTRONIC DRIVER WITH VINTAGEDIM® DIMMING MODULE STANDARD DIM TO WARM CURVE |
| GG100E-24-UNV-C | 96W 120-277VAC ELECTRONIC DRIVER WITH VINTAGEDIM® DIMMING MODULE CUSTOM CURVE |

DIMENSIONS

| ELECTRONIC DRIVER | H 3.00"; W 11.46"; D 1.30" |
|--------------------|----------------------------|
| VintageDim® MODULE | H 1.56"; W 1.56"; D 0.78" |

DIMMING PERFORMANCE

ELECTRONIC DRIVER - VintageDim® Dims below 1% on most 0-10V dimmers



For more options to wire DMX module, reference [DMX System](#) cut sheet.

ELECTRONIC DRIVER W/DMX MODULE

| PART | DESCRIPTION |
|-------------------|--|
| GG100E-24-UNV-DMX | 96W 120-277VAC ELECTRONIC DRIVER WITH eldoLED DMX DIMMING MODULE |

DIMENSIONS

| | |
|-------------------|-----------------------------------|
| 96W | H 3.00"; W 11.46"; D 1.30" |
| DMX MODULE | H 1.97"; W 6.02"; D 0.91" |

**Must be installed in UL box (by others)*

DIMMING PERFORMANCE

ELECTRONIC DRIVER - DMX MODULE Dims to 0.1% on most DMX systems