



FLEX DC® SIDE EMITTING projects light sideways instead of perpendicular to the surface. It's a great choice for bending around curved surfaces when upward or downward projection of light is desired.

ELECTRICAL

Input Voltage	24VDC
Dimming Options	<ul style="list-style-type: none"> • PURE DC™ • MLV • 0-10V • DMX • Lutron (2-WIRE, 3-WIRE, EcoSystem)
Power Consumption	2.9 Watts per foot
Wire Size	20AWG, 2 wire
Certification	ETL - Conforms to UL Std. 2108; Certified to CSA Std. C22.2 No. 9.0

PHYSICAL

Field Cuttable	Every 1.97"
Operating Temperature	-40° C (-40°F) to +70°C (+158°F)
Environment	IP40 - Dry Location IP67 - Wet Location
Maximum Run Length	IP40: 33', IP67: 33'
Dimensions (WxH)	IP40 - 0.39" (10.0mm) x 0.05" (1.4mm) IP67 - 0.42" (11.0mm) x 0.16" (4.5mm) IP67 Endcaps - 0.50" (12.70mm) x 0.31" (7.87mm)

CONFIGURATION



PART NUMBER BUILDER

SERIES	+	IP RATING	+	COLOR	+	VOLTAGE	+	WATTAGE	+	LED POSITION	+	LEAD POSITION	+	LENGTH
FLEXIDE		40 = IP40 - Dry Location 67 = IP67 - Wet Location		27 = 2700K 30 = 3000K 60 = 6000K R = Red G = Green B = Blue A = Amber		24 = 24 VDC		29 = 2.9w		LT = LED Top LB = LED Bottom		LL = Lead Left LR = Lead Right		XX = Custom Length

1130 Monterey Pass Rd, Monterey Park, CA 91754
 213.250.6069 | customerservice@opticarts.com | www.opticarts.com

Optic Arts reserves the right to modify this specification without prior notice.
 Last Modified: May 30, 2018 11:29 AM



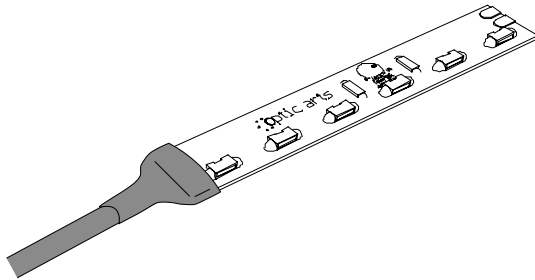
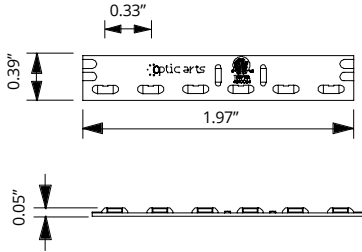
DIMENSIONS

Optic Arts® cuts all FLEXDC® and Channel products to length per customer specifications. Each length of FLEXDC® is fitted with a 6' wire lead (custom lengths available upon request) and packaged on a reel in an anti-static bag. Bags are labeled with fixture type, length and location (if applicable).

Each piece of channel is labeled with fixture type, length and location (if applicable), and is bundled by fixture type.

- Due to the nature of the FLEXDC® product, specific lengths may not fall exactly on a cutting point. In this case, Optic Arts® will always cut to the smaller dimension unless otherwise specified.
- Unless otherwise specified, channel is cut 15mm longer than FLEXDC®.
- Some on-site assembly required. See installation guides for details.

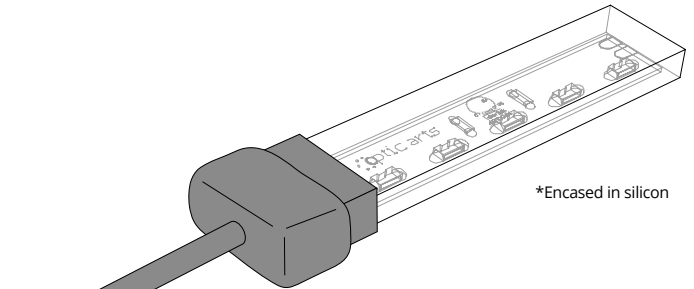
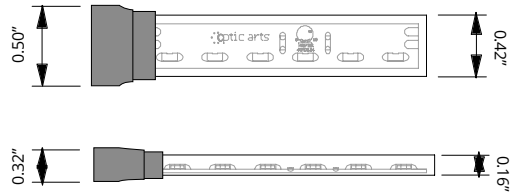
INDOOR FLEX DC® SE



INDOOR DIMENSIONS

Width	0.39" (10.0mm)
Height	0.05" (1.4mm)
Cuttable Segment Length	1.97" (50.00mm)
Pitch Length	0.33" (8.25mm)
Max Run Length	33.00' (10058.40mm)

OUTDOOR FLEX DC® SE

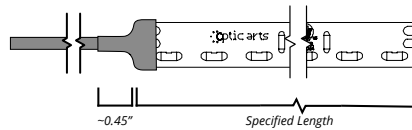


*Encased in silicon

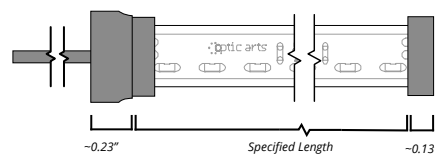
OUTDOOR DIMENSIONS

Width	0.42" (11.0mm)
Height	0.16" (4.50mm)
Width (Endcap)	0.50" (12.70mm)
Height (Endcap)	0.32" (7.94mm)
Max Run Length	33.00' (6096.00mm)

INDOOR FLEX DC® SE



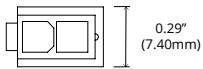
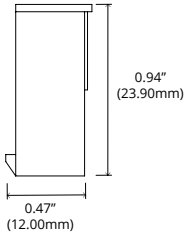
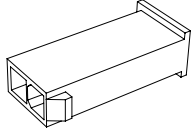
OUTDOOR FLEX DC® SE



ACCESSORIES

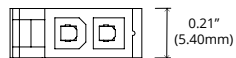
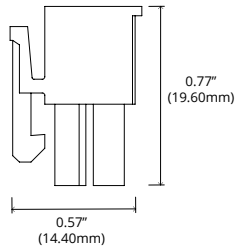
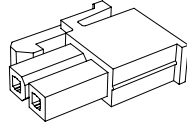
LC-I2P-M

Indoor Lead Connector
(Male)



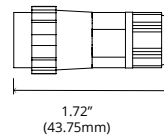
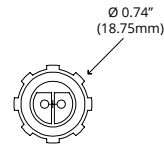
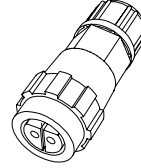
LC-I2P-F

Indoor Lead Connector
(Female)



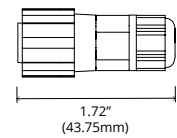
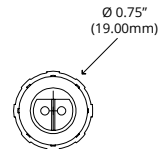
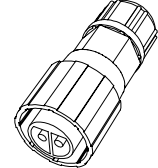
LC-O2P-F

Outdoor Lead Connector
(Female)




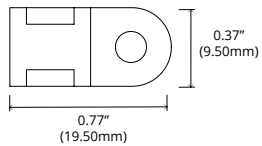
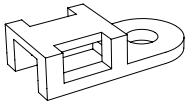
LC-O2P-M

Outdoor Lead Connector
(Male)



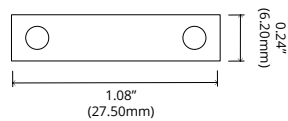
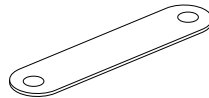
FLEX.ZIP

Strain Relief Clip



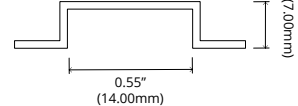
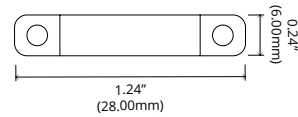
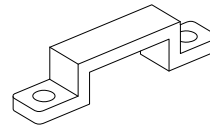
FLEXMNT.SIL.INT

Indoor Mounting Clip

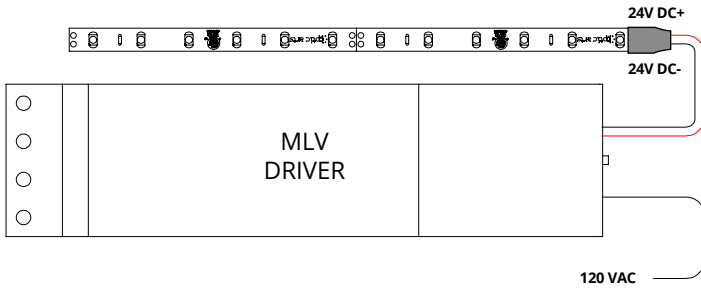


FLEXMNT.SIL.EXT12

Outdoor Mounting Clip



COMPATIBLE DRIVERS



MLV (MLV)

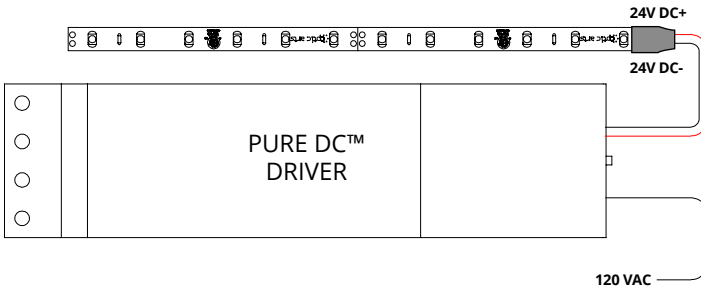
PART	DESCRIPTION
ML10S24VDC	10W 120VAC DIMMABLE DRIVER
ML20S24VDC	20W 120VAC DIMMABLE DRIVER
ML35S24VDC	35W 120VAC DIMMABLE DRIVER
ML35S24VDC-277	35W 277VAC DIMMABLE DRIVER
ML40S24VDC	40W 120VAC DIMMABLE DRIVER
ML50S24VDC	50W 120VAC DIMMABLE DRIVER
ML50S24VDC-277	50W 277VAC DIMMABLE DRIVER
ML60S24VDC	60W 120VAC DIMMABLE DRIVER
ML75S24VDC	75W 120VAC DIMMABLE DRIVER
ML75S24VDC-277	75W 277VAC DIMMABLE DRIVER
ML96S24VDC	96W 120VAC DIMMABLE DRIVER
ML96S24VDC-277	96W 120VAC DIMMABLE DRIVER
EM2-200S24DC	200W 120VAC DIMMABLE DRIVER, 2 96W CIRCUITS
EM3-300S24DC	300W 120VAC DIMMABLE DRIVER, 3 96W CIRCUITS
EM2-200S24DC-277	200W 120VAC DIMMABLE DRIVER, 2 96W CIRCUITS
EM3-300S24DC-277	288W 120VAC DIMMABLE DRIVER, 3 96W CIRCUITS

DIMENSIONS

10W-50W	H 2.11"; W 7.38"; D 1.60"
60W-96W	H 3.93"; W 8.13"; D 1.59"
200-300W	H 5.69"; W 10.29"; D 3.13"

DIMMING PERFORMANCE

MLV DRIVER Dims to 20% on most MLV dimmers
NOTE: Must be loaded between 75%-100% of rated load to maintain FLEX DC® warranty



PURE DC™ MLV (PDC)

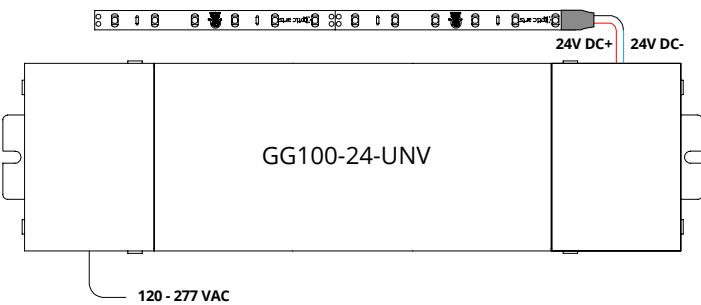
PART	DESCRIPTION
PDC.40.24	40W 120/277VAC PURE DC™ MLV DIMMABLE DRIVER
PDC.96.24	96W 120/277VAC PURE DC™ MLV DIMMABLE DRIVER

DIMENSIONS

40W	L 14.25"; W 3.00"; H 2.88"
96W	L 14.75"; W 4.31"; H 4.81"

DIMMING PERFORMANCE

PURE DC™ DRIVER Dims to 0.1% on most MLV dimmers



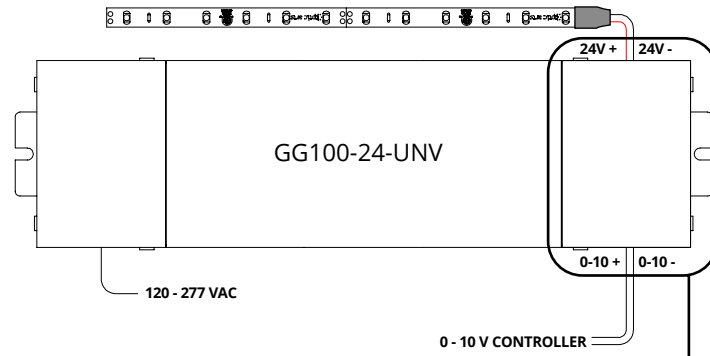
ELECTRONIC DRIVER - NON-DIM

PART	DESCRIPTION
GG100E-24-UNV	96W 120-277VAC ELECTRONIC DRIVER

DIMENSIONS	
ELECTRONIC DRIVER	H 3.00"; W 11.46"; D 1.30"

DIMMING PERFORMANCE	
ELECTRONIC DRIVER	Non-Dim

COMPATIBLE DRIVERS



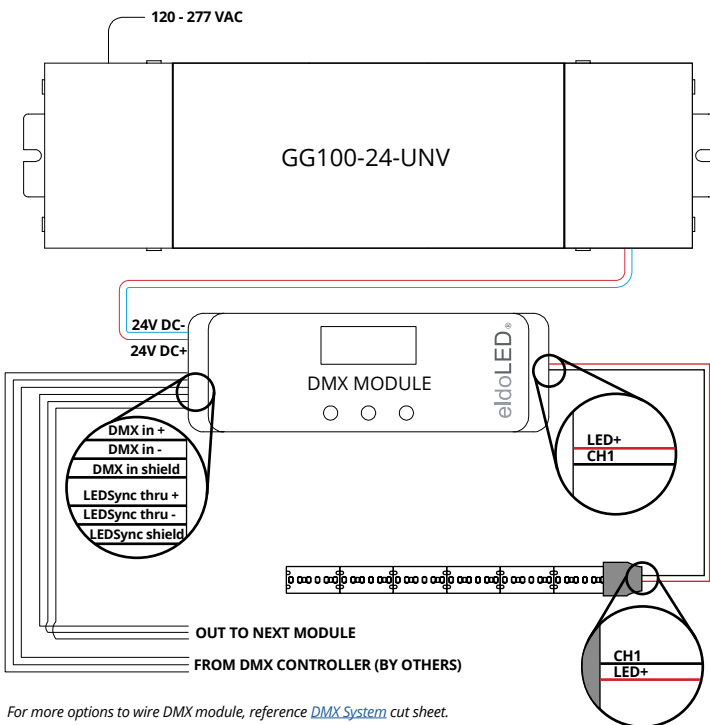
FIELD INSTALLED IN LOW VOLTAGE WIRING COMPARTMENT

- Install DIM-010V Module in low voltage wiring compartment.
- Max number of 25 modules on one dimmer. Consult dimmer datasheet for maximum device limitation of a specific controller.



ELECTRONIC DRIVER - NON-DIM (ND)

PART	DESCRIPTION
GG100E-24-UNV-010V	96W 120-277VAC ELECTRONIC DRIVER WITH 0-10V DIMMING MODULE (SINK)
DIMENSIONS	
ELECTRONIC DRIVER - 0-10V	H 3.00"; W 11.46"; D 1.30"
DIMMING PERFORMANCE	
ELECTRONIC DRIVER - 0-10V	Dims below 1% on most 0-10V dimmers



For more options to wire DMX module, reference [DMX System](#) cut sheet.

ELECTRONIC DRIVER W/DMX MODULE (DMX)

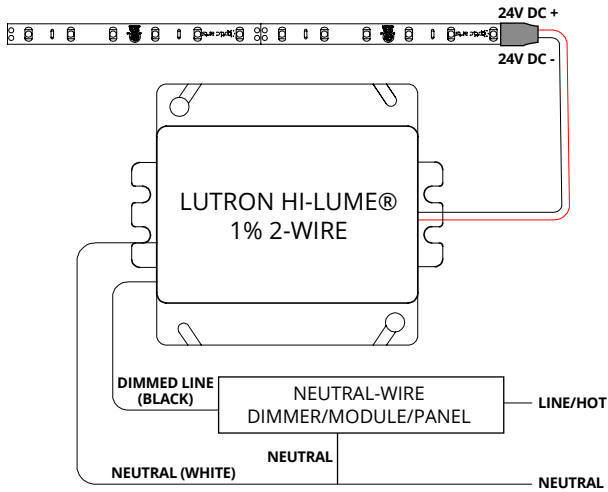
PART	DESCRIPTION
GG100E-24-UNV-DMX	96W 120-277VAC ELECTRONIC DRIVER WITH eldoLED DMX DIMMING MODULE
DIMENSIONS	
96W	H 3.00"; W 11.46"; D 1.30"
DMX MODULE	H 1.97"; W 6.02"; D 0.91"
*Must be installed in UL box (by others)	
DIMMING PERFORMANCE	
ELECTRONIC DRIVER - DMX MODULE	Dims to 0.1% on most DMX systems

FLEX DC® SIDE EMITTING

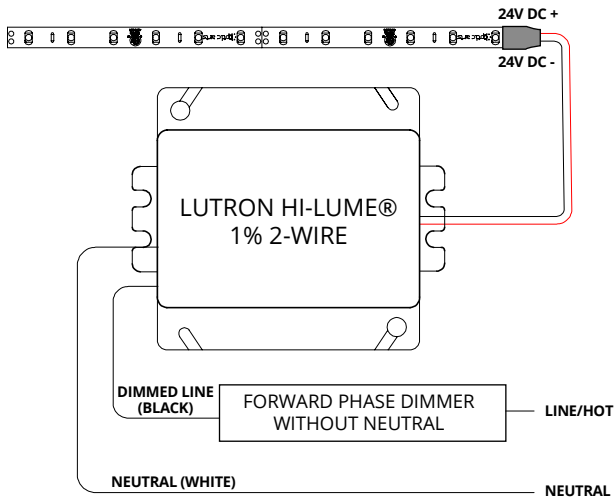
Specification Sheet

COMPATIBLE DRIVERS

DIMMER WITH NEUTRAL



DIMMER WITHOUT NEUTRAL



LUTRON HI-LUME® 1% 2-WIRE: 2-WIRE CONTROL FORWARD PHASE



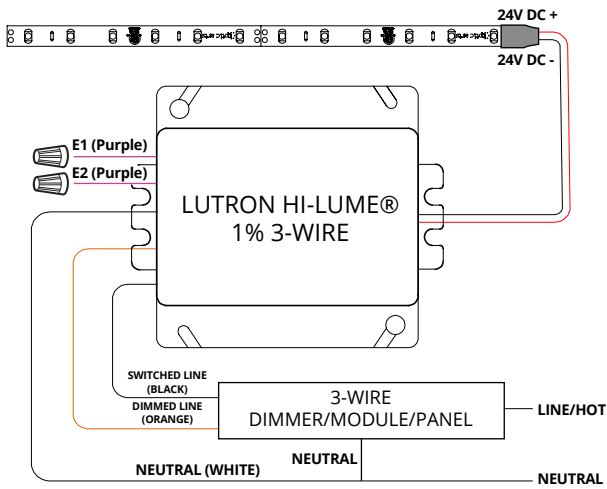
PART	DESCRIPTION
LTEA4U1UKL-CV240	5-40W, 120VAC, 2-WIRE FORWARD PHASE DRIVER
DIMENSIONS	
LUTRON HI-LUME® 1% 2-WIRE	H 4.00"; W 4.89"; D 2.62"
DIMMING PERFORMANCE	
LUTRON HI-LUME® 1% 2-WIRE	Dims to 1% with compatible Lutron controls

FLEX DC® SIDE EMITTING

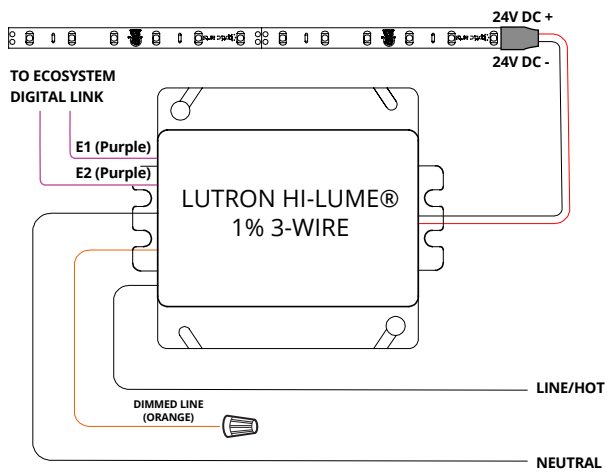
Specification Sheet

COMPATIBLE DRIVERS

3-WIRE



ECOSYSTEM



LUTRON HI-LUME® 1%: 3-WIRE/ECOSYSTEM



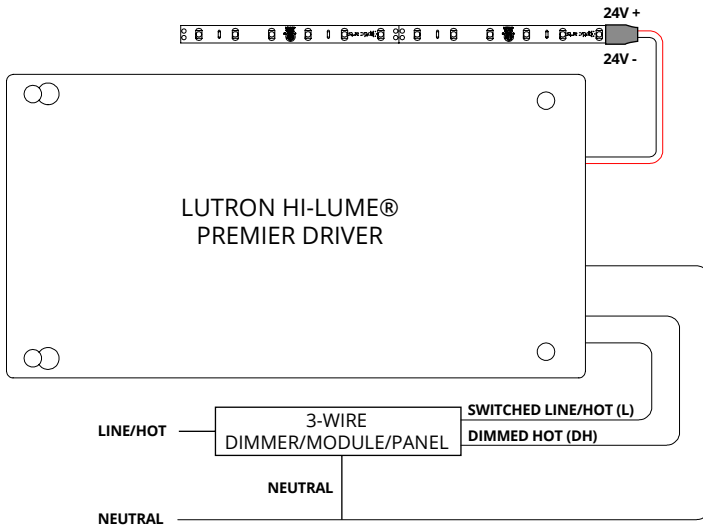
PART	DESCRIPTION
L3DA4U1UKL-CV240	5-40W, 120-277VAC, 3-WIRE/ECOSYSTEM DRIVER

DIMENSIONS	
LUTRON HI-LUME® 1% 3-WIRE/ ECOSYSTEM	H 4.00"; W 4.89"; D 2.62"

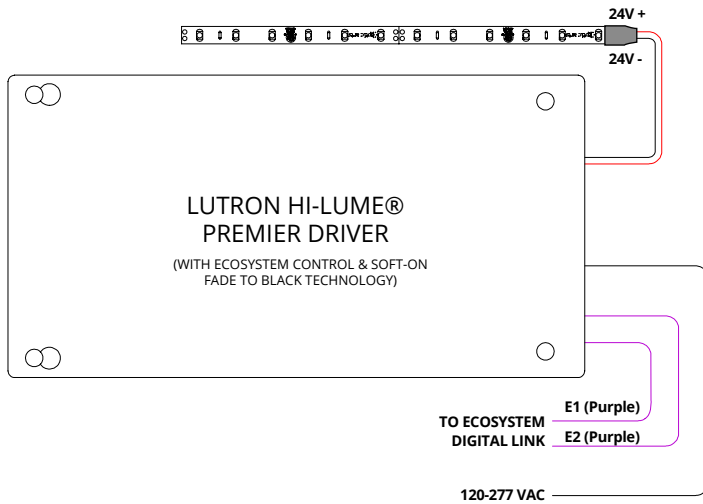
DIMMING PERFORMANCE	
LUTRON HI-LUME® 1% 3-WIRE/ECOSYSTEM	Dims to 1% with compatible Lutron controls

COMPATIBLE DRIVERS

3-WIRE



ECOSYSTEM



LUTRON HI-LUME® PREMIER: 3-WIRE/ECOSYSTEM



PART	DESCRIPTION
L3D0-96W24V-U	2-96W, 120-277VAC, 3-WIRE/ECOSYSTEM DRIVER

DIMENSIONS	
LUTRON HI-LUME® PREMIER	H 5.5"; W 10.5"; D 2.0"

DIMMING PERFORMANCE	
LUTRON HI-LUME® PREMIER	Dims to 0.1% with compatible Lutron controls
<i>NOTE: Lutron soft-on, fade to black technology available with Ecosystem Digital Control only.</i>	