

**FLEX STP VARIABLE WHITE IP67** is a high performance flexible LED fixture distinguished by its extremely tight LED pitch and ability to blend in shallow channels. Its tight led pitch allows for even blending in channel making it perfect for direct view applications.

## ELECTRICAL

<b>Input Voltage</b>	24VDC
<b>Dimming Options</b>	• DMX • VintageDim®
<b>Power Consumption</b>	5.8 Watts per foot
<b>Wire Size</b>	20AWG, 3 wire
<b>Certification</b>	<b>ETL</b> - Conforms to UL Std. 2108; Certified to CSA Std. C22.2 No. 9.0

## PHYSICAL

<b>Field Cuttable</b>	1.97"
<b>Operating Temperature</b>	-20°C (-40°F) to +50°C (+122°F)
<b>Environment</b>	<b>IP67</b> - Wet Location
<b>Maximum Run Length</b>	16.00'
<b>Dimensions (WxH)</b>	0.47" (11.94mm) x 0.21" (5.33mm) <b>Endcaps</b> - 0.50" (12.70mm) x 0.31" (7.87mm)

## LUMEN OUTPUT

NOMINAL CCT	CCT w/IP67 JACKET
<b>1800K-3550K<sup>1</sup></b>	<b>1760K-3410K</b>
<b>Both colors at 100%</b>	Both colors at 100%: 312.30 lm/ft 53.84 lm/Watt
<b>1800K only</b>	1760K only: 124.20 lm/ft
<b>3550K only</b>	3410K only: 193.50 lm/ft

Note: Stated lumen values have a tolerance of +/- 10%.

1: JA8 2016 when used with VintageDim®.

## ACCESSORIES

<b>Channels</b>	Optic Arts® Channel (pg. 3-6)
<b>Mounting Clips</b>	FLEXMNT.SIL.EXT12 (pg. 7)
<b>Connectors</b>	LC-O3P-F, LC-O3P-M (pg. 7)
<b>Strain Relief</b>	FLEX.ZIP (pg. 7)

**NOTE:** Must be used in conjunction with and Optic Arts® Channel for proper heat dissipation.

## PERFORMANCE

<b>CRI</b>	<b>3550K</b> = 95+, <b>1800K</b> = 90+
<b>Binning Tolerance</b>	+/- 100K
<b>Warranty</b>	5 years

## PART NUMBER BUILDER

SERIES	+	IP RATING	+	COLOR	+	VOLTAGE	+	WATTAGE	+	CONFIGURATION	+	LENGTH
FLEXSTP		67 = IP67 - Wet Location		1835 = 1800K - 3550K Variable <sup>1</sup>		24 = 24 VDC		58 = 5.8W		FLC1 = FLEX Config 1 FLC2 = FLEX Config 2 FLC3 = FLEX Config 3		XX = Custom Length

1: JA8 2016 when used with VintageDim®.

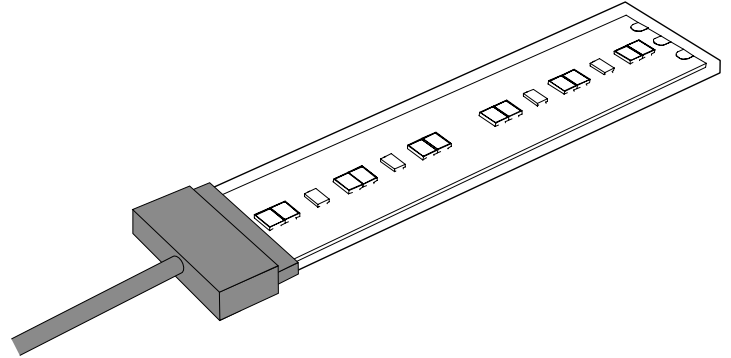
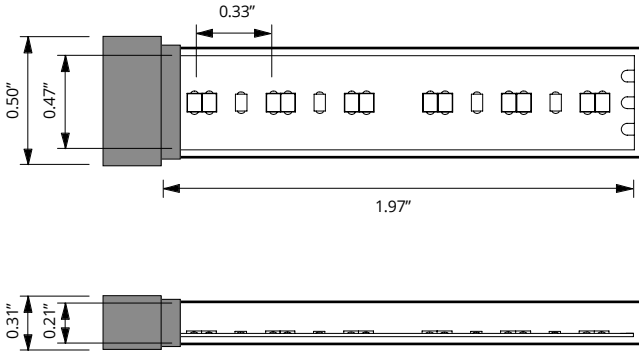


## DIMENSIONS

Optic Arts® cuts all FLEX and Channel products to length per customer specifications. Each length of FLEX is fitted with a 6' wire lead (custom lengths available upon request) and packaged on a reel in an anti-static bag. Bags are labeled with fixture type, length and location (if applicable). Each piece of channel is labeled with fixture type, length and location (if applicable), and is bundled by fixture type.

- Due to the nature of the FLEX product, specific lengths may not fall exactly on a cutting point. In this case, Optic Arts® will always cut to the smaller dimension unless otherwise specified.
- Unless otherwise specified, channel is cut 15mm longer than FLEX.
- Some on-site assembly required. See installation guides for details.

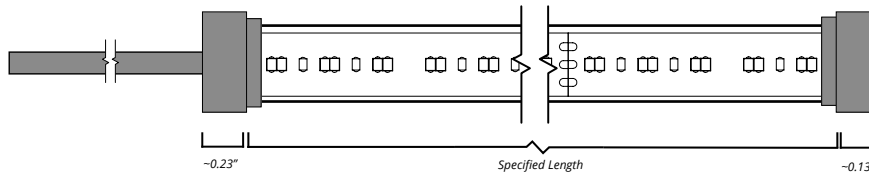
### OUTDOOR FLEX STP VARIABLE WHITE



#### DIMENSIONS

Width	0.47" (11.94mm)
Height	0.21" (5.33mm)
Width (Endcap)	0.50" (12.70mm)
Height (Endcap)	0.31" (7.87mm)
Cuttable Segment Length	1.97" (50.00mm)
Pitch Length	0.33" (8.31mm)
Max Run Length	16.00' (4876.80mm)

### OUTDOOR FLEX STP VARIABLE WHITE



# FLEX STP VARIABLE WHITE IP67

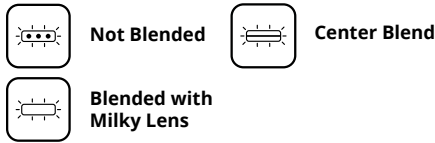
# Specification Sheet

## MOUNTING OPTIONS - COMPATIBLE CHANNELS

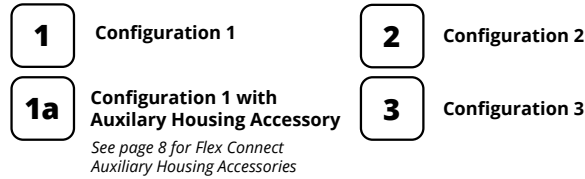
[Click to access CHANNEL ACCESSORIES CATALOGUE >](#)

### KEY

#### DIFFUSION LEVEL:



#### CONFIGURATION:



### CHS-R-1208

• Click on channel titles below to access complete channel cut sheets.

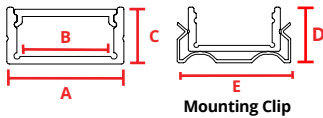
## MEDIUM CHANNELS

### MEDIUM CHANNEL PART NUMBER BREAKDOWN:

CHANNEL	CHANNEL SIZE	CHANNEL TYPE	FINISH	LENS TYPE	LENS DIFFUSION	MOUNTING
CH-MD = Channel Medium	LS = Lite TL = Tall <sup>5</sup>	SF = Surface RE = Recessed <sup>4</sup>	SS = Satin Silver MB = Matte Black Anodized <sup>9</sup> BZ = Deep Bronze Anodized <sup>9</sup> WH = White Powder Coat <sup>9</sup> GY = Gray Powder Coat <sup>9</sup>	FL = Flat	CC = Clear CF = Frosted CM = Milky	NA = Direct Surface MC = Mounting Clip <sup>7</sup> RC = Rotating Clip <sup>7</sup> PD = Pendant <sup>7, 8</sup>
<small>4: Not available for tall channel. 5: Only available in surface channel type.</small>		<small>6: Not available with recessed channel type or Tall channel size.</small>		<small>7: Not compatible with recessed options. 8: Not available with Lite option.</small>		<small>9: Special order finishes may increase order lead time and incur an added cost.</small>

### CH-MD-LS-SF

(Previously Known As CHW-S-2010)



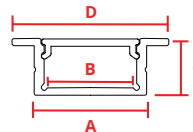
**A:** 0.93" (23.50mm)      **D:** 0.48" (12.19mm)  
**B:** 0.78" (20.00mm)      **E:** 1.02" (25.80mm)  
**C:** 0.39" (10.00mm)



<b>MATERIAL</b>	Anodized Aluminum
<b>DESCRIPTION</b>	Medium - Lite - Surface - Channel.
<b>LENGTH</b>	7 Ft.
<b>LENS TYPES</b>	Clear Frosted Milky
<b>ACCESSORIES</b>	CH-MD-LN-FL-CC CH-MD-LN-FL-CF CH-MD-LN-FL-CM
<b>Endcap</b>	CH-MD-LS-SF-FL-EC
<b>Endcap w/hole</b>	CH-MD-LS-SF-FL-ECH
<b>Mounting Clip</b>	CH-MD-LE-MC
<b>Rotating Mounting Clip</b>	CH-MD-LE-MC-R

### CH-MD-LS-RE

(Previously Known As CHW-R-2010)

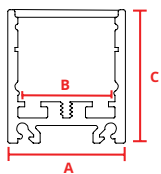


**A:** 0.93" (23.50mm)  
**B:** 0.78" (20.00mm)  
**C:** 0.39" (10.00mm)  
**D:** 1.19" (30.24mm)



<b>MATERIAL</b>	Anodized Aluminum
<b>DESCRIPTION</b>	Medium - Lite - Recessed - Channel.
<b>LENGTH</b>	7 Ft.
<b>LENS TYPES</b>	Clear Frosted Milky
<b>ACCESSORIES</b>	CH-MD-LN-FL-CC CH-MD-LN-FL-CF CH-MD-LN-FL-CM
<b>Endcap</b>	CH-MD-LS-RE-FL-EC
<b>Endcap w/hole</b>	CH-MD-LS-RE-FL-ECH
<b>Mounting Clip</b>	CH-MD-LE-MC
<b>Rotating Mounting Clip</b>	CH-MD-LE-MC-R

### CH-MD-TL-SF



**A:** 0.90" (23.11mm)  
**B:** 0.75" (19.05mm)  
**C:** 1.02" (26.16mm)



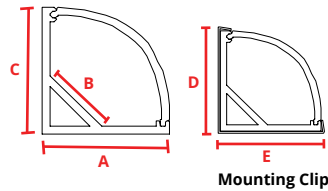
<b>MATERIAL</b>	Anodized Aluminum
<b>DESCRIPTION</b>	Medium - Tall - Surface - Channel.
<b>LENGTH</b>	7 Ft.
<b>LENS TYPES</b>	Clear Frosted Milky
<b>ACCESSORIES</b>	CH-MD-LN-FL-CC CH-MD-LN-FL-CF CH-MD-LN-FL-CM
<b>Endcap</b>	CH-MD-TL-SF-FL-EC
<b>Endcap w/hole</b>	CH-MD-TL-SF-FL-ECH
<b>Mounting Clip</b>	CH-MC
<b>Rotating Mounting Clip</b>	CH-MC-R-AY
<b>Pendant</b>	CH-PD-KIT

## MOUNTING OPTIONS - COMPATIBLE CHANNELS

- Not Blended  
 Blended w/Milky Lens  
 **1** Configuration 1  
 **1a** Configuration 1 with Auxiliary Housing Accessory  
 **2** Configuration 2  
 **3** Configuration 3

## CORNER CHANNELS

### CHS-C-1616



**A:** 0.63" (16.00mm)    **D:** 0.70" (17.78mm)  
**B:** 0.39" (10.00mm)    **E:** 0.70" (17.78mm)  
**C:** 0.63" (16.00mm)



**MATERIAL**  
Anodized Aluminum



**DESCRIPTION**  
Slim corner mount channel with rounded lens.



**LENGTH**  
2 meter

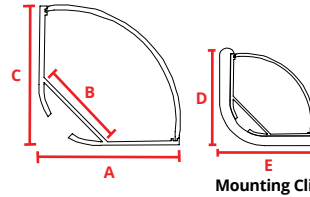


**LENS TYPES**  
Frosted Milky    CHS-C-1616-CF  
CHS-C-1616-CM

**ACCESSORIES**

Endcap    CHS-C-1616-EC  
Endcap w/hole    CHS-C-1616-ECH  
Mounting Clip    CHS-C-1616-MC

### CHW-C-3030



**A:** 1.18" (30.00mm)    **D:** 1.29" (32.77mm)  
**B:** 0.78" (20.20mm)    **E:** 1.29" (32.77mm)  
**C:** 1.18" (30.00mm)



**MATERIAL**  
Anodized Aluminum



**DESCRIPTION**  
45 degree channel with rounded lens.



**LENGTH**  
2 meter

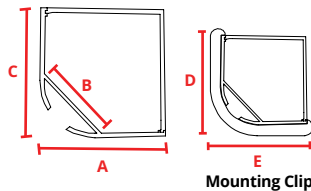


**LENS TYPES**  
Clear    CHW-C-3030-CC  
Frosted Milky    CHW-C-3030-CF  
CHW-C-3030-CM

**ACCESSORIES**

Endcap    CHW-C-3030-EC  
Endcap w/hole    CHW-C-3030-ECH  
Mounting Clip    CHW-C-3030-MC

### CHW-C-3030S



**A:** 1.18" (30.00mm)    **D:** 1.29" (32.77mm)  
**B:** 0.78" (20.20mm)    **E:** 1.29" (32.77mm)  
**C:** 1.18" (30.00mm)



**MATERIAL**  
Anodized Aluminum



**DESCRIPTION**  
45 degree channel with square lens.



**LENGTH**  
2 meter



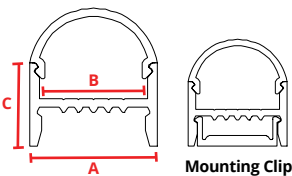
**LENS TYPES**  
Clear    CHW-C-3030S-CC  
Frosted Milky    CHW-C-3030S-CF  
CHW-C-3030S-CM

**ACCESSORIES**

Endcap    CHW-C-3030S-EC  
Endcap w/hole    CHW-C-3030S-ECH  
Mounting Clip    CHW-C-3030S-MC

## SPECIALTY CHANNELS

### CHS-S-1922R



**A:** 0.77" (19.50mm)  
**B:** 0.65" (16.50mm)  
**C:** 0.86" (21.80mm)



**MATERIAL**  
Anodized Aluminum



**DESCRIPTION**  
Slim surface mounted channel with rounded wrap around lens. Mounting clip is fully concealed within fixture base.



**LENGTH**  
2 meter

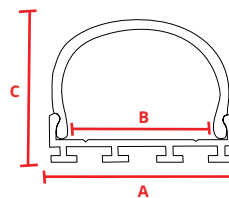


**LENS TYPES**  
Milky    CHW-S-1922R-CM

**ACCESSORIES**

Endcap    CHS-S-1922R-EC  
Endcap w/hole    CHS-S-1922R-ECH  
Mounting Clip    CHS-S-1922R-MC

### CHW-S-2623



**A:** 1.03" (26.20mm)  
**B:** 0.80" (20.35mm)  
**C:** 0.89" (22.76mm)



**MATERIAL**  
Anodized Aluminum



**DESCRIPTION**  
Surface mounted channel with wrap around lens.



**LENGTH**  
2 meter



**LENS TYPES**  
Milky    CHW-S-2623-CM

**ACCESSORIES**

Endcap    CHW-S-2623-EC  
Endcap w/hole    CHW-S-2623-ECH

# FLEX STP VARIABLE WHITE IP67

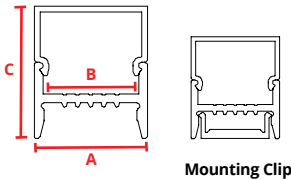
# Specification Sheet

## MOUNTING OPTIONS - COMPATIBLE CHANNELS

- Not Blended  
 Blended w/Milky Lens  
 **1** Configuration 1  
 **1a** Configuration 1 with Auxiliary Housing Accessory  
 **2** Configuration 2  
 **3** Configuration 3

## SPECIALTY CHANNELS

### CHS-S-1922S



- A:** 0.77" (19.50mm)  
**B:** 0.65" (16.50mm)  
**C:** 0.86" (21.80mm)



**MATERIAL**  
Anodized Aluminum



**DESCRIPTION**  
Slim surface mounted channel with square wrap around lens. Mounting clip is fully concealed within fixture base.



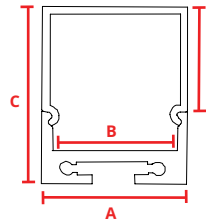
**LENGTH**  
2 meter



**LENS TYPES**  
Milky CHW-S-1922S-CM

**ACCESSORIES**  
 Endcap CHS-S-1922S-EC  
 Endcap w/hole CHS-S-1922S-ECH  
 Mounting Clip CHS-S-1922S-MC

### CHW-S/H-2027



- A:** 0.79" (20.30mm)  
**B:** 0.66" (16.70mm)  
**C:** 1.06" (27.00mm)  
**D:** 0.76" (19.50mm)

*\*Must specify for hanging or surface mount application.*



**MATERIAL**  
Anodized Aluminum



**DESCRIPTION**  
Small surfaced mounted or hanging channel with wrap around lens.



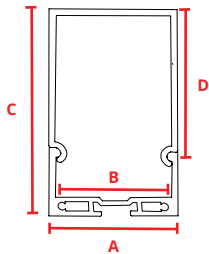
**LENGTH**  
2 meter



**LENS TYPES**  
 Clear CHW-SH-2027-CC  
 Frosted CHW-SH-2027-CF  
 Milky CHW-SH-2027-CM

**ACCESSORIES**  
 Endcap CHW-SH-2027-EC  
 End Cap w/hole CHW-SH-2027-ECH  
 Hanging Hardware CHW-SH-MW  
 Bracket Straight CHW-SH-BS  
 Bracket 90° Flat CHW-SH-B90F  
 Bracket 90° Raised CHW-SH-B90R

### CHW-S/H-3561



- A:** 1.38" (35.00mm)    **C:** 2.43" (61.70mm)  
**B:** 1.24" (31.40mm)    **D:** 1.57" (39.90mm)

*\*Must specify for hanging or surface mount application.*



**MATERIAL**  
Anodized Aluminum



**DESCRIPTION**  
Large surface mounted or hanging channel with wrap around lens.



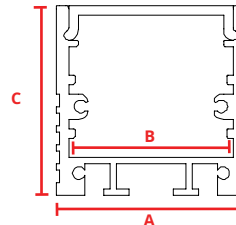
**LENGTH**  
2 meter



**LENS TYPES**  
Milky CHW-SH-3561-CM

**ACCESSORIES**  
 Endcap CHW-SH-3561-EC  
 End Cap w/hole CHW-SH-3561-ECH  
 Hanging Hardware CHW-SH-MW  
 Bracket Straight CHW-SH-BS  
 Bracket 90° Flat CHW-SH-B90F  
 Bracket 90° Raised CHW-SH-B90R

### CHW-S/H-3030



- A:** 1.18" (30.00mm)  
**B:** 1.01" (25.60mm)  
**C:** 1.18" (30.00mm)

*\*Must specify for hanging or surface mount application.*



**MATERIAL**  
Anodized Aluminum



**DESCRIPTION**  
Wide and deep surface mounted or hanging channel with flat lens for even blending.



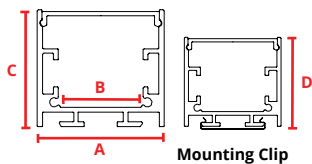
**LENGTH**  
2 meter



**LENS TYPES**  
Milky CHW-SH-3030-CM

**ACCESSORIES**  
 Endcap CHW-SH-3030-EC  
 Endcap w/hole CHW-SH-3030-ECH  
 Hanging Hardware CHW-SH-MW  
 Bracket Straight CHW-SH-BS  
 Bracket 90° Flat CHW-SH-B90F  
 Bracket 90° Raised CHW-SH-B90R  
 End Cap for FLEX AC CHW-SH-3030-ECAC  
 Mounting Clip for FLEX AC CHW-SH-3030-MCAC  
 FLEX AC  
 VHB Tape VHBTAPE.AC

### CHW-S-3535



- A:** 1.39" (35.25mm)  
**B:** 0.96" (24.50mm)  
**C:** 1.39" (35.25mm)  
**D:** 1.54" (39.00mm)

*\*Must specify for hanging or surface mount application.*



**MATERIAL**  
Anodized Aluminum



**DESCRIPTION**  
Wide and deep surface mounted or hanging channel. Eliminates visible LED nodes for most FLEXDC products when used with a milky lens.



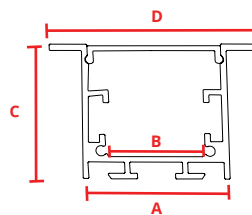
**LENGTH**  
2 meter



**LENS TYPES**  
 Frosted CHW-35mm-CF  
 Milky CHW-35mm-CM

**ACCESSORIES**  
 Endcap CHW-S-3535-EC  
 Endcap w/hole CHW-S-3535-ECH  
 Mounting Clip CHW-S-3535-MC  
 Hanging Hardware CHW-SH-3535-MW  
 Bracket Straight CHW-S-XX35-BS  
 Bracket 90° Flat CHW-S-XX35-B90F  
 Bracket 90° Raised CHW-S-XX35-B90R  
 End Cap for FLEX AC CHW-S-3535-ECAC  
 Mounting Clip for FLEX AC CHW-S-3535-MCAC  
 FLEX AC  
 VHB Tape VHBTAPE.AC

### CHW-R-4435



- A:** 1.39" (35.25mm)  
**B:** 0.96" (24.50mm)  
**C:** 1.39" (35.25mm)  
**D:** 2.00" (51.04mm)



**MATERIAL**  
Anodized Aluminum



**DESCRIPTION**  
Wide and deep recessed channel. Eliminates visible LED nodes for most FLEXDC products when used with a milky lens. Can be securely and conveniently mounted with CHW-R-4435-SC spring clip.




**LENGTH**  
2 meter



**LENS TYPES**  
 Frosted CHW-35mm-CF  
 Milky CHW-35mm-CM

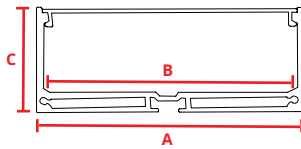
**ACCESSORIES**  
 Endcap CHW-R-4435-EC  
 Endcap w/hole CHW-R-4435-ECH  
 Mounting Clip CHW-R-4435-SC  
 Bracket Straight CHW-S-XX35-BS  
 Bracket 90° Flat CHW-S-XX35-B90F  
 Bracket 90° Raised CHW-S-XX35-B90R  
 End Cap for FLEX AC CHW-R-4435-ECAC  
 Mounting Clip for FLEX AC CHW-R-4435-MCAC  
 FLEX AC  
 VHB Tape VHBTAPE.AC

## MOUNTING OPTIONS - COMPATIBLE CHANNELS

-  Not Blended
 Blended w/Milky Lens
**1** Configuration 1
**1a** Configuration 1 with Auxiliary Housing Accessory
**2** Configuration 2
**3** Configuration 3

## SPECIALTY CHANNELS

### CHW-S/H-7532



**A:** 2.95" (75.00mm)

**B:** 2.52" (64.00mm)

**C:** 1.26" (32.00mm)

*\*Must specify for hanging or surface mount application.*



#### MATERIAL

Anodized Aluminum



#### DESCRIPTION

Wide surface mounted or hanging channel with flat lens.



#### LENGTH

2 meter



#### LENS TYPES

Frosted CHW-SH-7532-CF

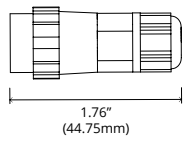
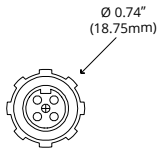
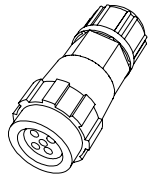
#### ACCESSORIES

<b>Endcap</b>	CHW-SH-7532-EC
<b>Endcap w/hole</b>	CHW-SH-7532-ECH
<b>Hanging Hardware</b>	CHW-SH-MW
<b>Bracket Straight</b>	CHW-SH-BS
<b>Bracket 90° Flat</b>	CHW-SH-B90F
<b>Bracket 90° Raised</b>	CHW-SH-B90R

## ACCESSORIES

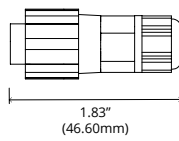
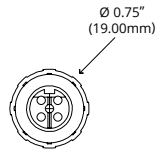
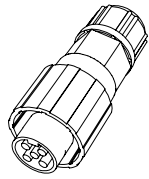
### LC-O3P-F

Outdoor Lead Connector  
(Female)




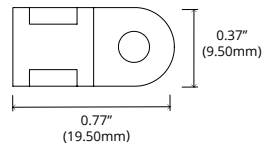
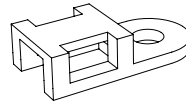
### LC-O3P-M

Outdoor Lead Connector  
(Male)



### FLEX.ZIP

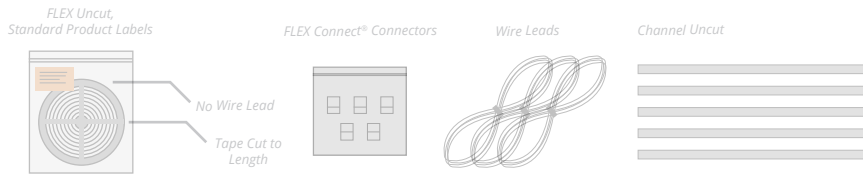
Strain Relief Clip



## CONFIGURATION TYPES


### ① [NOT COMPATIBLE] FLEX cut to length with FLEX Connect® Power Feeds for Field Termination, Channel uncut for field cutting

- Specify **FLEXConfig-1**
- Specify FLEX type and channel type
- FLEX factory cut to length, but not terminated
- One FLEX Connect® power feed connector and 6' lead provided per FLEX run
  - Uncut rolls of lead wire can also be provided (see page 8 for part #)
- Channel shipped uncut for field cutting.
- Specify number of butt splices (not shown - see page 8)
- IP68 not available in **FLEXConfig-1**
- JA8 2016 not available in **FLEXConfig-1**
- **FLEXConfig-1** is quick ship if run lengths are provided at time of order. Take offs, if needed, will add lead time.
- The below channels are **NOT** compatible with FLEX Connect®:
  - Slim:**
    - CHS-R-1208
    - CHS-R-1715
    - CHS-C-1616
    - CHC-S-1921
  - Specialty:**
    - CHSP-R-2970
    - CHSP-S-1618
    - CHSP-STEP-8142



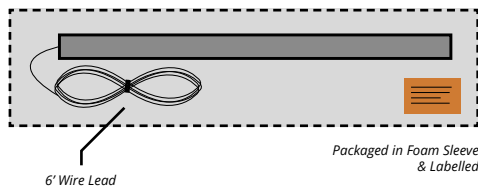
### ② Cut To Length With Soldered Leads, Assemble On-Site<sup>1,2,3</sup>

- Specify **FLEXConfig-2**
- Specify FLEX type and channel type
- Specify run lengths
- IP68 only available in **FLEXConfig-2**
- If no config is specified, and run lengths are provided, **FLEXConfig-2** will be used



### ③ Pre-Assembled Factory Finished Fixtures<sup>1,2</sup>

- Specify **FLEXConfig-3**
- Fully assembled fixture
- ETL stamped and listed as a fixture
- 6.50' max length
- Standard 6' power lead unless otherwise specified
- The below channels **CANNOT** be factory assembled:
  - Slim:**
    - CHS-R-1208
    - CHS-R-1715
  - Wide:**
    - CHW-R-2010
    - CHW-S-2027
    - CHW-S-7532
    - CHW-S-2623
    - CHW-S-3030
    - CHW-S-3561

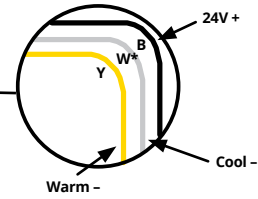
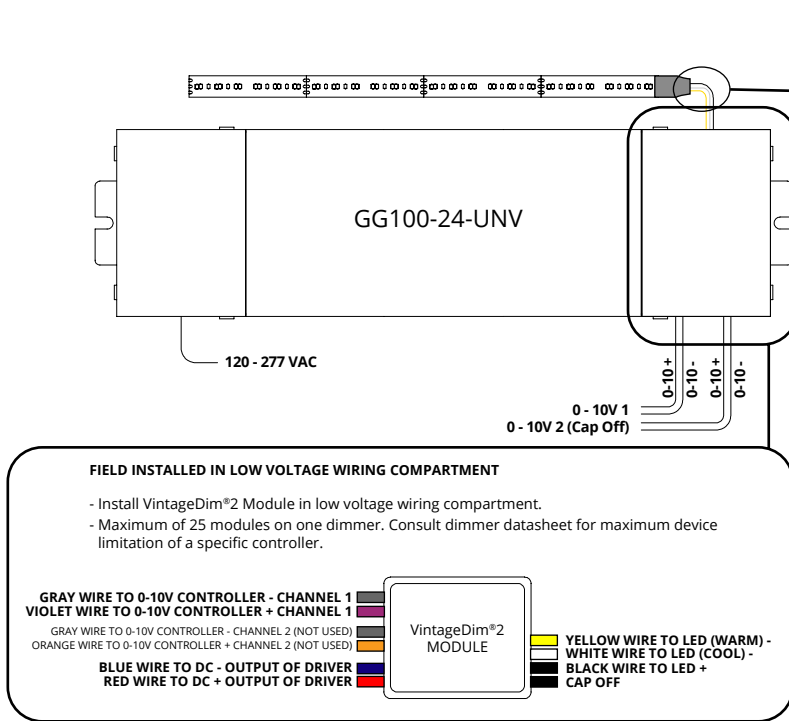


#### NOTES:

1. Due to the nature of the FLEX DC® product, specific lengths may not fall exactly on a cutting point. In this case, Optic Arts® will always cut to the smaller dimension unless otherwise specified.
2. Unless otherwise specified, channel is cut 15mm longer than FLEX DC®.
3. Some on-site assembly required. See installation guides for details.



## COMPATIBLE DRIVERS



\*Wire is either white or red, depending on specific product.

## ELECTRONIC DRIVER W/VintageDim®2 MODULE

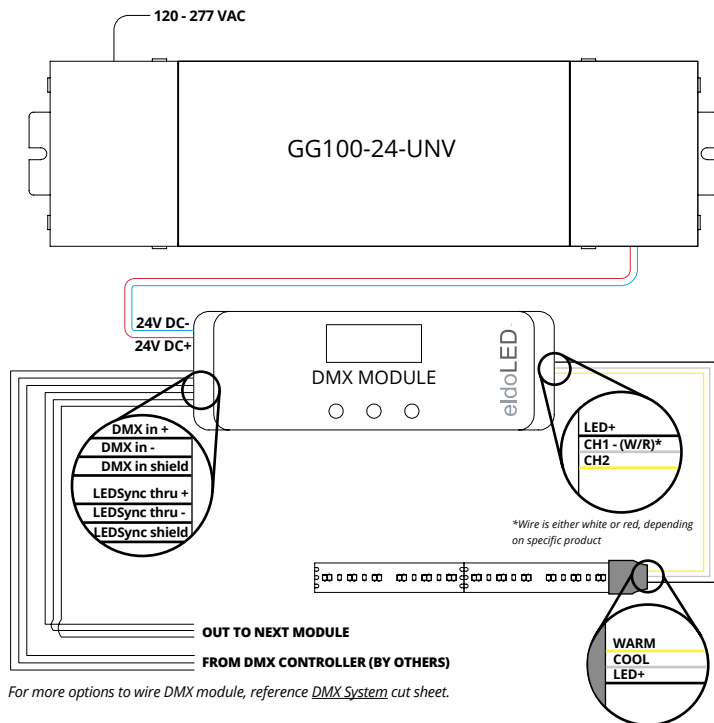
PART	DESCRIPTION
GG100E-24-UNV-W	96W 120-277VAC ELECTRONIC DRIVER WITH VINTAGEDIM®2 DIMMING MODULE STANDARD DIM TO WARM CURVE
GG100E-24-UNV-C	96W 120-277VAC ELECTRONIC DRIVER WITH VINTAGEDIM®2 DIMMING MODULE CUSTOM CURVE

### DIMENSIONS

ELECTRONIC DRIVER	H 3.00"; L 11.46"; W 1.30"
VintageDim®2 MODULE	H 1.56"; L 1.56"; W 0.78"

### DIMMING PERFORMANCE

ELECTRONIC DRIVER - VintageDim®2 Dims below 1% on most 0-10V dimmers



For more options to wire DMX module, reference [DMX System](#) cut sheet.

## ELECTRONIC DRIVER W/DMX MODULE

PART	DESCRIPTION
GG100E-24-UNV-DMX	96W 120-277VAC ELECTRONIC DRIVER WITH eldoLED DMX DIMMING MODULE

### DIMENSIONS

96W	H 3.00"; L 11.46"; W 1.30"
DMX MODULE	H 1.97"; L 6.02"; W 0.91"

\*Must be installed in UL box (by others)

### DIMMING PERFORMANCE

ELECTRONIC DRIVER - DMX MODULE Dims to 0.1% on most DMX systems