



FLEX STP 40 IP67 is a high performance flexible LED fixture distinguished by its extremely tight LED pitch and ability to blend in shallow channels, making it perfect for direct view applications.

ELECTRICAL

Input Voltage	24VDC
Dimming Options	<ul style="list-style-type: none"> • PURE DC™ • MLV • 0-10V • DMX • Lutron (2-WIRE, 3-WIRE, EcoSystem)
Power Consumption	4.0 Watts per foot
Wire Size	20AWG, 2 wire
Regulatory	<p>ETL - Conforms to UL Std. 2108; Certified to CSA Std. C22.2 No. 9.0</p> <p>Title 24 - Selected models are JA8 2016 compliant when used with 0-10V, DMX, or Lutron Premier dimming.</p>

PHYSICAL

Field Cuttable	Every 0.90" (22.86mm)
Operating Temperature	-20° C (-40°F) to +50°C (+122°F)
Environment	IP67 - Wet Location
Maximum Run Length	24.00'
Dimensions (WxH)	0.47" (11.94mm) x 0.21" (5.33mm)
	Endcaps - 0.50" (12.70mm) x 0.31" (7.87mm)

ACCESSORIES

Channels	Optic Arts® Channel (pg. 3-6)
Mounting Clips	FLEXMNT.SIL.EXT12 (pg. 7)
Connectors	LC-O2P-F, LC-O2P-M (pg. 7)
Strain Relief	FLEX.ZIP (pg. 7)

LUMEN OUTPUT

NOMINAL CCT	CCT w/IP67 JACKET
1800K	1760K: 216.00 lm/ft 54.00 lm/Watt
2350K	2260K: 281.70 lm/ft 70.42 lm/Watt
2750K¹	2620K: 304.20 lm/ft 76.05 lm/Watt
2930K¹	2820K: 315.00 lm/ft 78.75 lm/Watt
3550K¹	3410K: 317.70 lm/ft 79.42 lm/Watt

Note: Stated lumen values have a tolerance of +/- 10%.

1: JA8 2016 when used with 0-10V, DMX, or Lutron Premier dimming.

PERFORMANCE

CRI	2350-3550K = 95+, 1800K = 90+
Binning Tolerance	+/- 100K
Warranty	5 years

PART NUMBER BUILDER

SERIES	+	IP RATING	+	COLOR	+	VOLTAGE	+	WATTAGE	+	CONFIGURATION	+	LENGTH
FLEXSTP		67 = IP67 - Wet Location		18 = 1800K 23 = 2350K 27 = 2750K ¹ 29 = 2930K ¹ 35 = 3550K ¹		24 = 24 VDC		40 = 4.0W		FLC1 = FLEX Config 1 FLC2 = FLEX Config 2 FLC3 = FLEX Config 3		XX = Custom Length

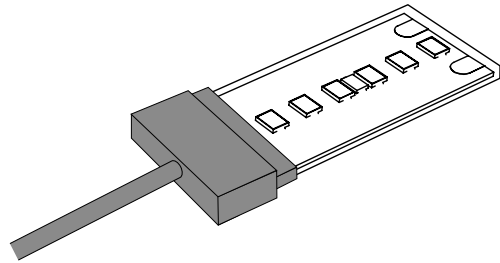
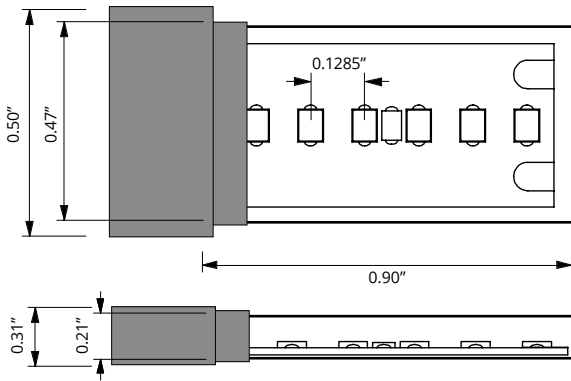
1: JA8 2016 when used with 0-10V, DMX, or Lutron Premier dimming.

DIMENSIONS

Optic Arts® cuts all FLEX STP and Channel products to length per customer specifications. Each length of FLEX STP is fitted with a 6' wire lead (custom lengths available upon request) and packaged on a reel in an anti-static bag. Bags are labeled with fixture type, length and location (if applicable). Each piece of channel is labeled with fixture type, length and location (if applicable), and is bundled by fixture type.

- Due to the nature of the FLEX STP product, specific lengths may not fall exactly on a cutting point. In this case, Optic Arts® will always cut to the smaller dimension unless otherwise specified.
- Unless otherwise specified, channel is cut 15mm longer than FLEX STP.
- Some on-site assembly required. See installation guides for details.

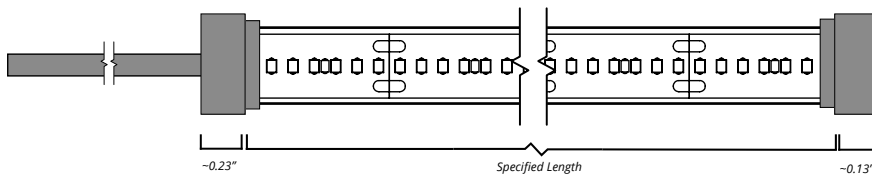
OUTDOOR FLEX STP 40



DIMENSIONS

Width	0.47" (11.94mm)
Height	0.21" (5.33mm)
Width (Endcap)	0.50" (12.70mm)
Height (Endcap)	0.31" (7.87mm)
Cutable Segment Length	0.90" (22.86mm)
Pitch Length	0.1285" (3.26mm)
Max Run Length	24.00' (7315.20mm)

OUTDOOR FLEX STP 40




MOUNTING OPTIONS - COMPATIBLE CHANNELS

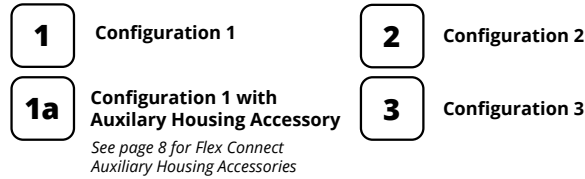
[Click to access CHANNEL ACCESSORIES CATALOGUE >](#)

KEY

DIFFUSION LEVEL:



CONFIGURATION:



CHS-R-1208

• Click on channel titles below to access complete channel cut sheets.

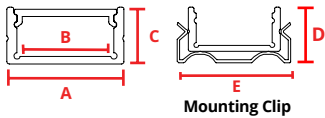
MEDIUM CHANNELS

MEDIUM CHANNEL PART NUMBER BREAKDOWN:

CHANNEL	CHANNEL SIZE	CHANNEL TYPE	FINISH	LENS TYPE	LENS DIFFUSION	MOUNTING
CH-MD = Channel Medium	LS = Lite TL = Tall ⁵	SF = Surface RE = Recessed ⁴	SS = Satin Silver MB = Matte Black Anodized ⁹ BZ = Deep Bronze Anodized ⁹ WH = White Powder Coat ⁹ GY = Gray Powder Coat ⁹	FL = Flat	CC = Clear CF = Frosted CM = Milky	NA = Direct Surface MC = Mounting Clip ⁷ RC = Rotating Clip ⁷ PD = Pendant ^{7, 8}
^{4:} Not available for tall channel. ^{5:} Only available in surface channel type.		^{6:} Not available with recessed channel type or Tall channel size.		^{7:} Not compatible with recessed options. ^{8:} Not available with Lite option.		^{9:} Special order finishes may increase order lead time and incur an added cost.

CH-MD-LS-SF

(Previously Known As CHW-S-2010)



A: 0.93" (23.50mm) **D:** 0.48" (12.19mm)
B: 0.78" (20.00mm) **E:** 1.02" (25.80mm)
C: 0.39" (10.00mm)



1

2

3

MATERIAL

Anodized Aluminum

DESCRIPTION

Medium - Lite - Surface - Channel.

LENGTH

7 Ft.

LENS TYPES

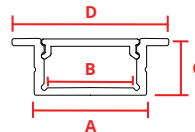
Clear CH-MD-LN-FL-CC
 Frosted CH-MD-LN-FL-CF
 Milky CH-MD-LN-FL-CM

ACCESSORIES

Endcap CH-MD-LS-SF-FL-EC
 Endcap w/hole CH-MD-LS-SF-FL-ECH
 Mounting Clip CH-MD-LE-MC
 Rotating Mounting Clip CH-MD-LE-MC-R

CH-MD-LS-RE

(Previously Known As CHW-R-2010)



A: 0.93" (23.50mm)
B: 0.78" (20.00mm)
C: 0.39" (10.00mm)
D: 1.19" (30.24mm)



1

2

MATERIAL

Anodized Aluminum

DESCRIPTION

Medium - Lite - Recessed - Channel.

LENGTH

7 Ft.

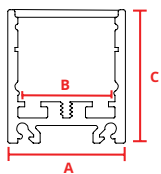
LENS TYPES

Clear CH-MD-LN-FL-CC
 Frosted CH-MD-LN-FL-CF
 Milky CH-MD-LN-FL-CM

ACCESSORIES

Endcap CH-MD-LS-RE-FL-EC
 Endcap w/hole CH-MD-LS-RE-FL-ECH
 Mounting Clip CH-MD-LE-MC
 Rotating Mounting Clip CH-MD-LE-MC-R

CH-MD-TL-SF



A: 0.90" (23.11mm)
B: 0.75" (19.05mm)
C: 1.02" (26.16mm)



1

2

3

MATERIAL

Anodized Aluminum

DESCRIPTION

Medium - Tall - Surface - Channel.

LENGTH

7 Ft.

LENS TYPES

Clear CH-MD-LN-FL-CC
 Frosted CH-MD-LN-FL-CF
 Milky CH-MD-LN-FL-CM

ACCESSORIES

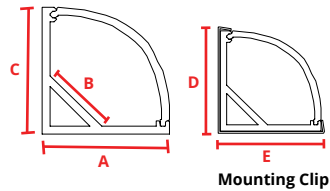
Endcap CH-MD-TL-SF-FL-EC
 Endcap w/hole CH-MD-TL-SF-FL-ECH
 Mounting Clip CH-MC
 Rotating Mounting Clip CH-MC-R-AY
 Pendant CH-PD-KIT

MOUNTING OPTIONS - COMPATIBLE CHANNELS

- Not Blended
 Blended w/Milky Lens
 1 Configuration 1
 1a Configuration 1 with Auxiliary Housing Accessory
 2 Configuration 2
 3 Configuration 3

CORNER CHANNELS

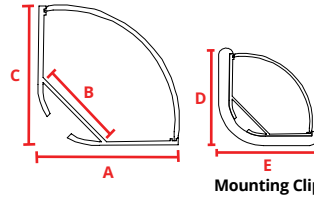
CHS-C-1616



A: 0.63" (16.00mm) **D:** 0.70" (17.78mm)
B: 0.39" (10.00mm) **E:** 0.70" (17.78mm)
C: 0.63" (16.00mm)

	MATERIAL Anodized Aluminum
2	DESCRIPTION Slim corner mount channel with rounded lens.
3	LENGTH 2 meter
	LENS TYPES
	Frosted Milky CHS-C-1616-CF CHS-C-1616-CM
	ACCESSORIES
	Endcap CHS-C-1616-EC Endcap w/hole CHS-C-1616-ECH Mounting Clip CHS-C-1616-MC

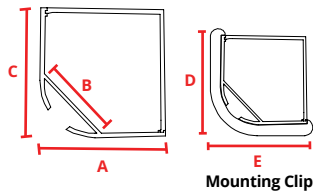
CHW-C-3030



A: 1.18" (30.00mm) **D:** 1.29" (32.77mm)
B: 0.78" (20.20mm) **E:** 1.29" (32.77mm)
C: 1.18" (30.00mm)

	MATERIAL Anodized Aluminum
1	DESCRIPTION 45 degree channel with rounded lens.
2	LENGTH 2 meter
	LENS TYPES
	Clear CHW-C-3030-CC Frosted Milky CHW-C-3030-CF CHW-C-3030-CM
	ACCESSORIES
	Endcap CHW-C-3030-EC Endcap w/hole CHW-C-3030-ECH Mounting Clip CHW-C-3030-MC

CHW-C-3030S

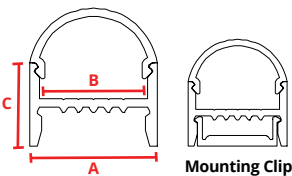


A: 1.18" (30.00mm) **D:** 1.29" (32.77mm)
B: 0.78" (20.20mm) **E:** 1.29" (32.77mm)
C: 1.18" (30.00mm)

	MATERIAL Anodized Aluminum
1	DESCRIPTION 45 degree channel with square lens.
2	LENGTH 2 meter
	LENS TYPES
	Clear CHW-C-3030S-CC Frosted Milky CHW-C-3030S-CF CHW-C-3030S-CM
	ACCESSORIES
	Endcap CHW-C-3030S-EC Endcap w/hole CHW-C-3030S-ECH Mounting Clip CHW-C-3030S-MC

SPECIALTY CHANNELS

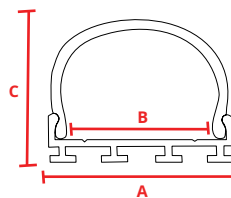
CHS-S-1922R



A: 0.77" (19.50mm)
B: 0.65" (16.50mm)
C: 0.86" (21.80mm)

	MATERIAL Anodized Aluminum
1	DESCRIPTION Slim surface mounted channel with rounded wrap around lens. Mounting clip is fully concealed within fixture base.
2	LENGTH 2 meter
	LENS TYPES
	Milky CHW-S-1922R-CM
	ACCESSORIES
	Endcap CHS-S-1922R-EC Endcap w/hole CHS-S-1922R-ECH Mounting Clip CHS-S-1922R-MC

CHW-S-2623



A: 1.03" (26.20mm)
B: 0.80" (20.35mm)
C: 0.89" (22.76mm)

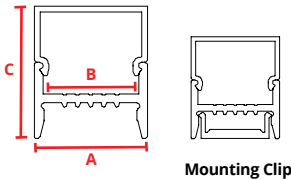
	MATERIAL Anodized Aluminum
1	DESCRIPTION Surface mounted channel with wrap around lens.
2	LENGTH 2 meter
	LENS TYPES
	Milky CHW-S-2623-CM
	ACCESSORIES
	Endcap CHW-S-2623-EC Endcap w/hole CHW-S-2623-ECH

MOUNTING OPTIONS - COMPATIBLE CHANNELS

- Not Blended
 Blended w/Milky Lens
 1 Configuration 1
 1a Configuration 1 with Auxiliary Housing Accessory
 2 Configuration 2
 3 Configuration 3

SPECIALTY CHANNELS

CHS-S-1922S



- A:** 0.77" (19.50mm)
B: 0.65" (16.50mm)
C: 0.86" (21.80mm)



MATERIAL
Anodized Aluminum



DESCRIPTION
Slim surface mounted channel with square wrap around lens. Mounting clip is fully concealed within fixture base.



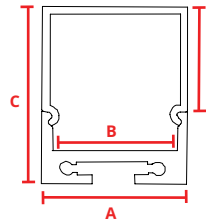
LENGTH
2 meter



LENS TYPES
Milky CHW-S-1922S-CM

ACCESSORIES
 Endcap CHS-S-1922S-EC
 Endcap w/hole CHS-S-1922S-ECH
 Mounting Clip CHS-S-1922S-MC

CHW-S/H-2027



- A:** 0.79" (20.30mm)
B: 0.66" (16.70mm)
C: 1.06" (27.00mm)
D: 0.76" (19.50mm)

**Must specify for hanging or surface mount application.*



MATERIAL
Anodized Aluminum



DESCRIPTION
Small surfaced mounted or hanging channel with wrap around lens.



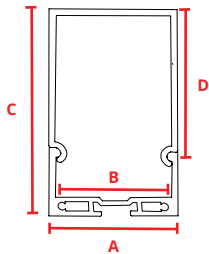
LENGTH
2 meter



LENS TYPES
 Clear CHW-SH-2027-CC
 Frosted CHW-SH-2027-CF
 Milky CHW-SH-2027-CM

ACCESSORIES
 Endcap CHW-SH-2027-EC
 End Cap w/hole CHW-SH-2027-ECH
 Hanging Hardware CHW-SH-MW
 Bracket Straight CHW-SH-BS
 Bracket 90° Flat CHW-SH-B90F
 Bracket 90° Raised CHW-SH-B90R

CHW-S/H-3561



- A:** 1.38" (35.00mm) **C:** 2.43" (61.70mm)
B: 1.24" (31.40mm) **D:** 1.57" (39.90mm)

**Must specify for hanging or surface mount application.*



MATERIAL
Anodized Aluminum



DESCRIPTION
Large surface mounted or hanging channel with wrap around lens.



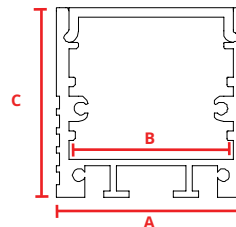
LENGTH
2 meter



LENS TYPES
Milky CHW-SH-3561-CM

ACCESSORIES
 Endcap CHW-SH-3561-EC
 End Cap w/hole CHW-SH-3561-ECH
 Hanging Hardware CHW-SH-MW
 Bracket Straight CHW-SH-BS
 Bracket 90° Flat CHW-SH-B90F
 Bracket 90° Raised CHW-SH-B90R

CHW-S/H-3030



- A:** 1.18" (30.00mm)
B: 1.01" (25.60mm)
C: 1.18" (30.00mm)

**Must specify for hanging or surface mount application.*



MATERIAL
Anodized Aluminum



DESCRIPTION
Wide and deep surface mounted or hanging channel with flat lens for even blending.



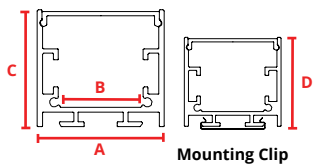
LENGTH
2 meter



LENS TYPES
Milky CHW-SH-3030-CM

ACCESSORIES
 Endcap CHW-SH-3030-EC
 Endcap w/hole CHW-SH-3030-ECH
 Hanging Hardware CHW-SH-MW
 Bracket Straight CHW-SH-BS
 Bracket 90° Flat CHW-SH-B90F
 Bracket 90° Raised CHW-SH-B90R
 End Cap for FLEX AC CHW-SH-3030-ECAC
 Mounting Clip for FLEX AC CHW-SH-3030-MCAC
 FLEX AC
 VHB Tape VHBTAPE.AC

CHW-S-3535



- A:** 1.39" (35.25mm)
B: 0.96" (24.50mm)
C: 1.39" (35.25mm)
D: 1.54" (39.00mm)

**Must specify for hanging or surface mount application.*



MATERIAL
Anodized Aluminum



DESCRIPTION
Wide and deep surface mounted or hanging channel. Eliminates visible LED nodes for most FLEXDC products when used with a milky lens.



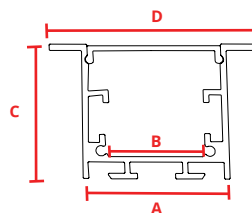
LENGTH
2 meter



LENS TYPES
 Frosted CHW-35mm-CF
 Milky CHW-35mm-CM

ACCESSORIES
 Endcap CHW-S-3535-EC
 Endcap w/hole CHW-S-3535-ECH
 Mounting Clip CHW-S-3535-MC
 Hanging Hardware CHW-SH-3535-MW
 Bracket Straight CHW-S-XX35-BS
 Bracket 90° Flat CHW-S-XX35-B90F
 Bracket 90° Raised CHW-S-XX35-B90R
 End Cap for FLEX AC CHW-S-3535-ECAC
 Mounting Clip for FLEX AC CHW-S-3535-MCAC
 FLEX AC
 VHB Tape VHBTAPE.AC

CHW-R-4435



- A:** 1.39" (35.25mm)
B: 0.96" (24.50mm)
C: 1.39" (35.25mm)
D: 2.00" (51.04mm)



MATERIAL
Anodized Aluminum



DESCRIPTION
Wide and deep recessed channel. Eliminates visible LED nodes for most FLEXDC products when used with a milky lens. Can be securely and conveniently mounted with CHW-R-4435-SC spring clip.





LENGTH
2 meter



LENS TYPES
 Frosted CHW-35mm-CF
 Milky CHW-35mm-CM

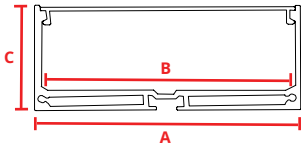
ACCESSORIES
 Endcap CHW-R-4435-EC
 Endcap w/hole CHW-R-4435-ECH
 Mounting Clip CHW-R-4435-SC
 Bracket Straight CHW-S-XX35-BS
 Bracket 90° Flat CHW-S-XX35-B90F
 Bracket 90° Raised CHW-S-XX35-B90R
 End Cap for FLEX AC CHW-R-4435-ECAC
 Mounting Clip for FLEX AC CHW-R-4435-MCAC
 FLEX AC
 VHB Tape VHBTAPE.AC

MOUNTING OPTIONS - COMPATIBLE CHANNELS

-  Not Blended
 Blended w/Milky Lens
1 Configuration 1
1a Configuration 1 with Auxiliary Housing Accessory
2 Configuration 2
3 Configuration 3

SPECIALTY CHANNELS

CHW-S/H-7532



A: 2.95" (75.00mm)

B: 2.52" (64.00mm)

C: 1.26" (32.00mm)

**Must specify for hanging or surface mount application.*



MATERIAL

Anodized Aluminum



DESCRIPTION

Wide surface mounted or hanging channel with flat lens.



LENGTH

2 meter



LENS TYPES

Frosted CHW-SH-7532-CF

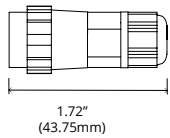
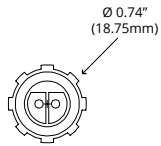
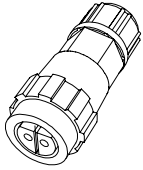
ACCESSORIES

Endcap	CHW-SH-7532-EC
Endcap w/hole	CHW-SH-7532-ECH
Hanging Hardware	CHW-SH-MW
Bracket Straight	CHW-SH-BS
Bracket 90° Flat	CHW-SH-B90F
Bracket 90° Raised	CHW-SH-B90R

ACCESSORIES

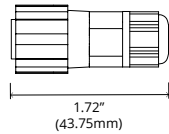
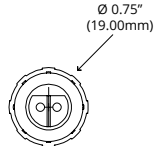
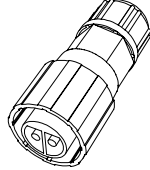
LC-O2P-F

Outdoor Lead Connector
(Female)



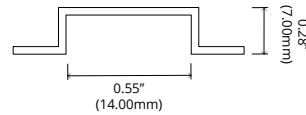
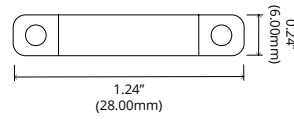
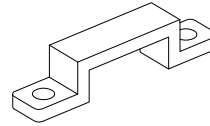
LC-O2P-M

Outdoor Lead Connector
(Male)




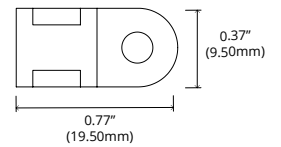
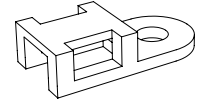
FLEXMNT.SIL.EXT12

Outdoor Mounting Clip



FLEX.ZIP

Strain Relief Clip

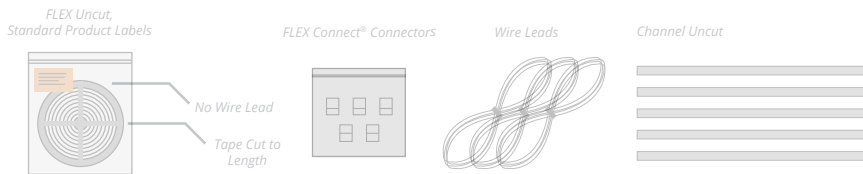


CONFIGURATION TYPES

1 [NOT COMPATIBLE] FLEX cut to length with FLEX Connect® Power Feeds for Field Termination, Channel uncut for field cutting


- Specify **FLEXConfig-1**
- Specify FLEX type and channel type
- FLEX factory cut to length, but not terminated
- One FLEX Connect® power feed connector and 6' lead provided per FLEX run
 - Uncut rolls of lead wire can also be provided (see page 8 for part #)
- Channel shipped uncut for field cutting.
- Specify number of butt splices (not shown - see page 8)
- IP68 not available in **FLEXConfig-1**
- JA8 2016 not available in **FLEXConfig-1**
- FLEXConfig-1** is quick ship if run lengths are provided at time of order. Take offs, if needed, will add lead time.
- The below channels are **NOT** compatible with FLEX Connect®:

Slim:	Specialty:
• CHS-R-1208	• CHSP-R-2970
• CHS-R-1715	• CHSP-S-1618
• CHS-C-1616	• CHSP-STEP-8142
• CHC-S-1921	



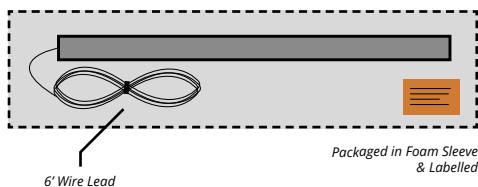
2 Cut To Length With Soldered Leads, Assemble On-Site^{1,2,3}

- Specify **FLEXConfig-2**
- Specify FLEX type and channel type
- Specify run lengths
- IP68 only available in **FLEXConfig-2**
- If no config is specified, and run lengths are provided, **FLEXConfig-2** will be used



3 Pre-Assembled Factory Finished Fixtures^{1,2}

- Specify **FLEXConfig-3**
- Fully assembled fixture
- ETL stamped and listed as a fixture
- 6.50' max length
- Standard 6' power lead unless otherwise specified
- The below channels **CANNOT** be factory assembled:

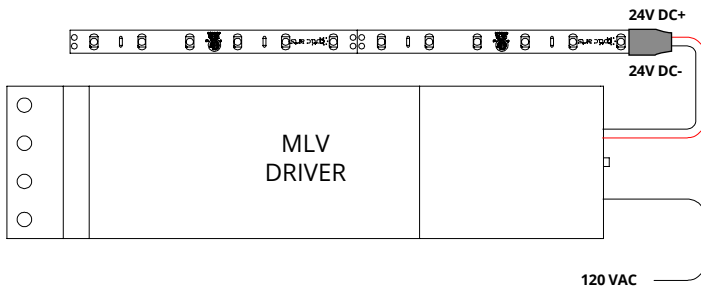


- | | |
|--------------|--------------|
| Slim: | Wide: |
| • CHS-R-1208 | • CHW-R-2010 |
| • CHS-R-1715 | • CHW-S-2027 |
| | • CHW-S-7532 |
| | • CHW-S-2623 |
| | • CHW-S-3030 |
| | • CHW-S-3561 |

NOTES:

- Due to the nature of the FLEX DC® product, specific lengths may not fall exactly on a cutting point. In this case, Optic Arts® will always cut to the smaller dimension unless otherwise specified.
- Unless otherwise specified, channel is cut 15mm longer than FLEX DC®.
- Some on-site assembly required. See installation guides for details.

COMPATIBLE DRIVERS



MLV (MLV)

PART	DESCRIPTION
ML10S24VDC	10W 120VAC DIMMABLE DRIVER
ML20S24VDC	20W 120VAC DIMMABLE DRIVER
ML35S24VDC	35W 120VAC DIMMABLE DRIVER
ML35S24VDC-277	35W 277VAC DIMMABLE DRIVER
ML40S24VDC	40W 120VAC DIMMABLE DRIVER
ML50S24VDC	50W 120VAC DIMMABLE DRIVER
ML50S24VDC-277	50W 277VAC DIMMABLE DRIVER
ML60S24VDC	60W 120VAC DIMMABLE DRIVER
ML75S24VDC	75W 120VAC DIMMABLE DRIVER
ML75S24VDC-277	75W 277VAC DIMMABLE DRIVER
ML96S24VDC	96W 120VAC DIMMABLE DRIVER
ML96S24VDC-277	96W 277VAC DIMMABLE DRIVER
EM2-200S24DC	200W 120VAC DIMMABLE DRIVER, 2 96W CIRCUITS
EM3-300S24DC	300W 120VAC DIMMABLE DRIVER, 3 96W CIRCUITS
EM2-200S24DC-277	200W 120VAC DIMMABLE DRIVER, 2 96W CIRCUITS
EM3-300S24DC-277	288W 120VAC DIMMABLE DRIVER, 3 96W CIRCUITS

DIMENSIONS

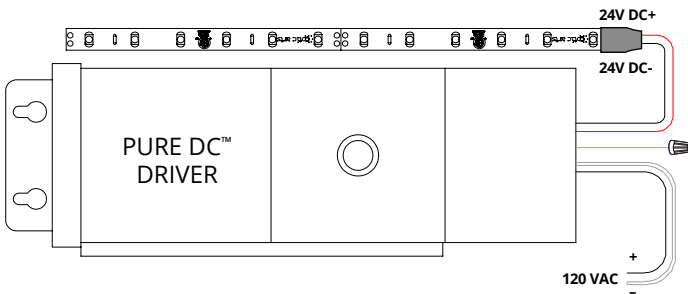
10W-50W	H 2.11"; W 7.38"; D 1.60"
60W-96W	H 3.93"; W 8.13"; D 1.59"
200-300W	H 5.69"; W 10.29"; D 3.13"

DIMMING PERFORMANCE

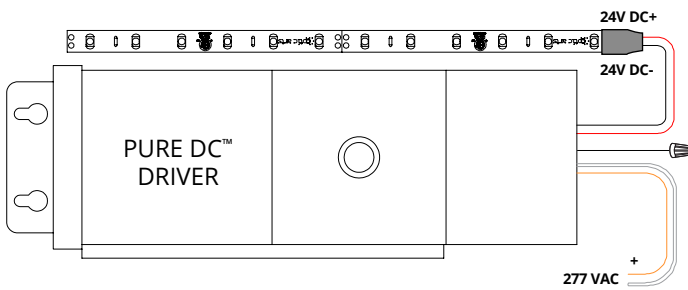
MLV DRIVER Dims to 20% on most MLV dimmers

NOTE: Must be loaded between 75%-100% of rated load to maintain FLEX DC® warranty

120 VAC WIRING



277 VAC WIRING



PURE DC™ MLV (PDC)

PART	DESCRIPTION
PDC.40.24	40W 120/277VAC PURE DC™ MLV DIMMABLE DRIVER
PDC.96.24	96W 120/277VAC PURE DC™ MLV DIMMABLE DRIVER

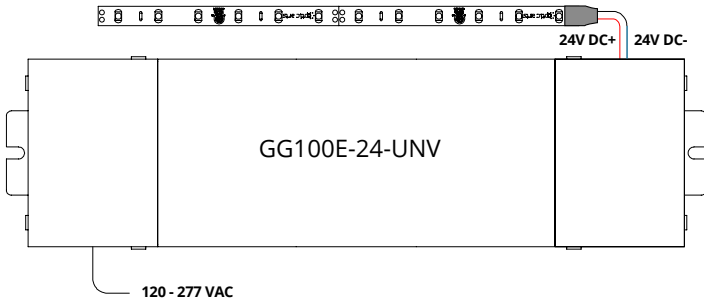
DIMENSIONS

40W	L 14.25"; W 3.00"; H 2.88"
96W	L 14.75"; W 4.31"; H 4.81"

DIMMING PERFORMANCE

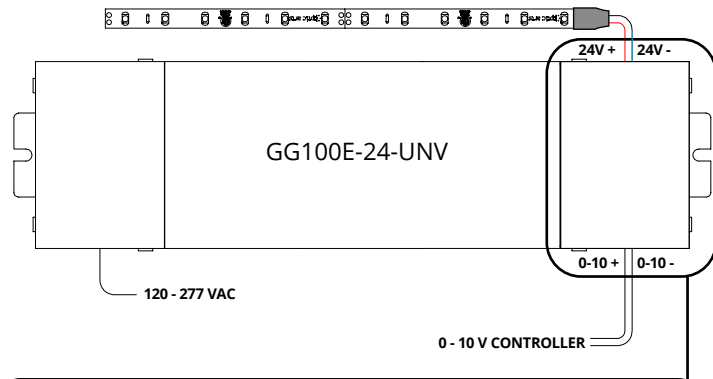
PURE DC™ DRIVER Dims to 0.1% on most MLV dimmers

COMPATIBLE DRIVERS



ELECTRONIC DRIVER - NON-DIM (ND)

PART	DESCRIPTION
GG100E-24-UNV	96W 120-277VAC ELECTRONIC DRIVER
DIMENSIONS	
ELECTRONIC DRIVER	H 3.00"; W 11.46"; D 1.30"
DIMMING PERFORMANCE	
ELECTRONIC DRIVER	Non-Dim

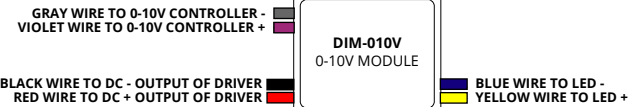


ELECTRONIC DRIVER W/0-10V MODULE (010)

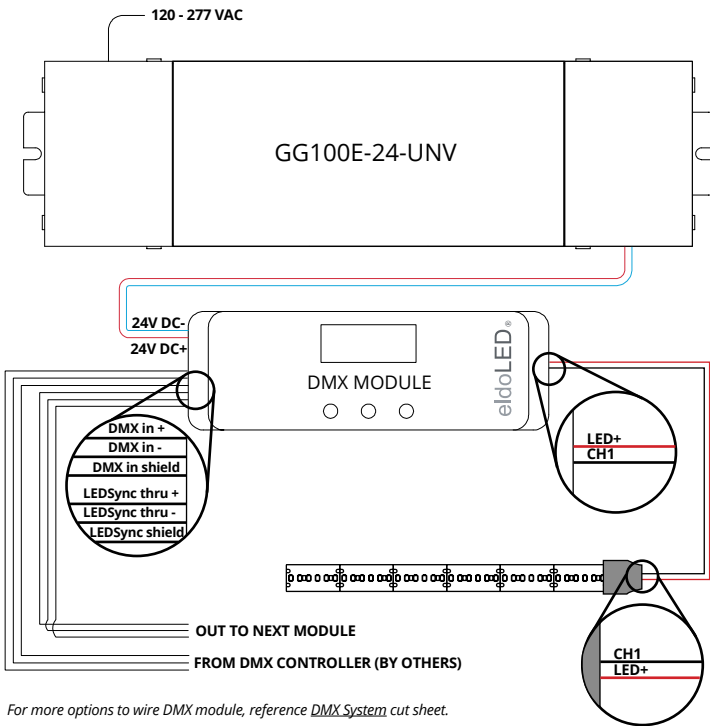
PART	DESCRIPTION
GG100E-24-UNV-010V	96W 120-277VAC ELECTRONIC DRIVER WITH 0-10V DIMMING MODULE (SINK)
DIMENSIONS	
ELECTRONIC DRIVER - 0-10V	H 3.00"; W 11.46"; D 1.30"
DIMMING PERFORMANCE	
ELECTRONIC DRIVER - 0-10V	Dims below 1% on most 0-10V dimmers

FIELD INSTALLED IN LOW VOLTAGE WIRING COMPARTMENT

- Install DIM-010V Module in low voltage wiring compartment.
- Max number of 25 modules on one dimmer. Consult dimmer datasheet for maximum device limitation of a specific controller.



COMPATIBLE DRIVERS



For more options to wire DMX module, reference [DMX System](#) cut sheet.

ELECTRONIC DRIVER W/DMX MODULE (DMX)

PART	DESCRIPTION
GG100E-24-UNV-DMX	96W 120-277VAC ELECTRONIC DRIVER WITH eldoLED DMX DIMMING MODULE

DIMENSIONS

96W	H 3.00"; W 11.46"; D 1.30"
DMX MODULE	H 1.97"; W 6.02"; D 0.91"

*Must be installed in UL box (by others)

DIMMING PERFORMANCE

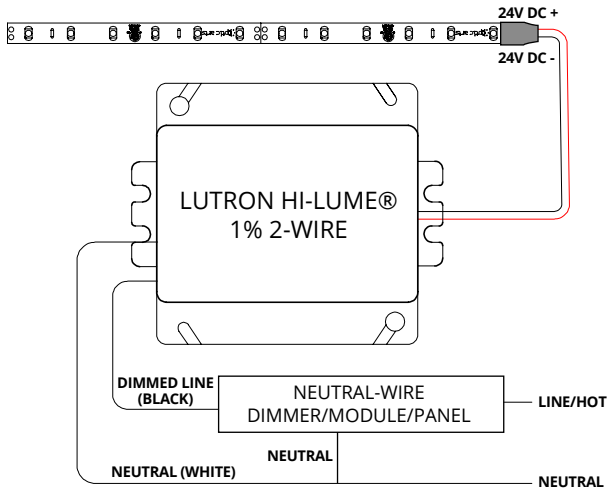
ELECTRONIC DRIVER - DMX MODULE Dims to 0.1% on most DMX systems

FLEX STP 40 IP67

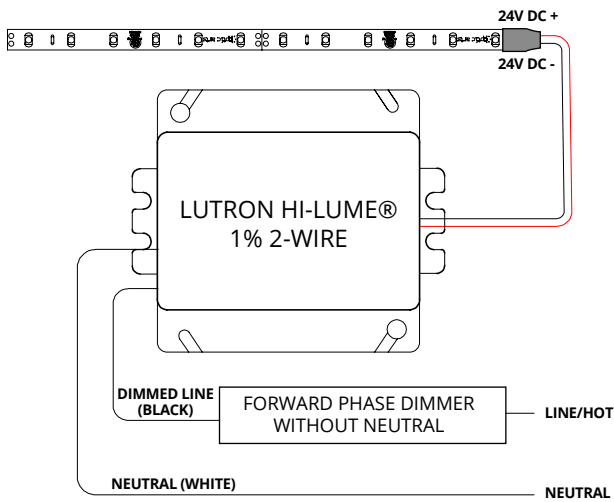
Specification Sheet

COMPATIBLE DRIVERS

DIMMER WITH NEUTRAL



DIMMER WITHOUT NEUTRAL



LUTRON HI-LUME® 1% 2-WIRE:
2-WIRE CONTROL FORWARD PHASE



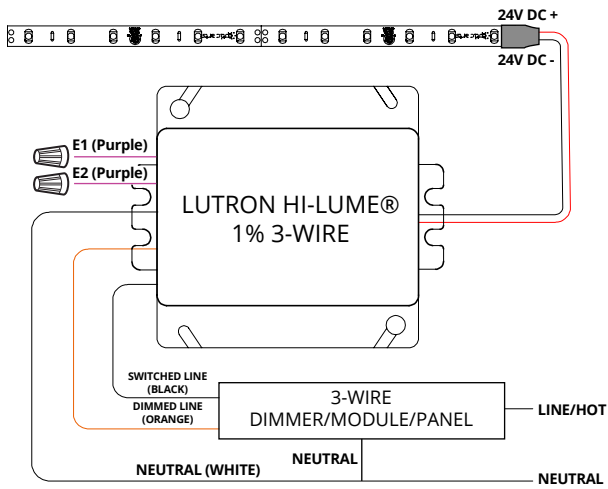
PART	DESCRIPTION
LTEA4U1UKL-CV240	5-40W, 120VAC, 2-WIRE FORWARD PHASE DRIVER
DIMENSIONS	
HI-LUME® 1% 2-WIRE	H 4.00"; W 4.89"; D 2.62"
DIMMING PERFORMANCE	
LUTRON HI-LUME® 1% 2-WIRE	Dims to 1% with compatible Lutron controls

FLEX STP 40 IP67

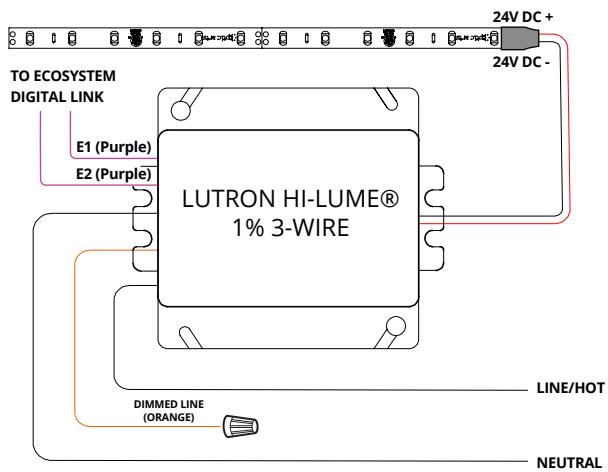
Specification Sheet

COMPATIBLE DRIVERS

3-WIRE



ECOSYSTEM

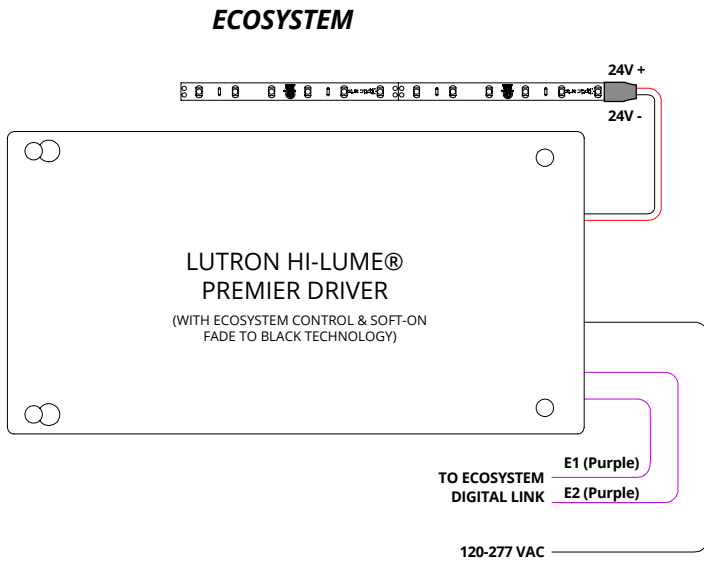
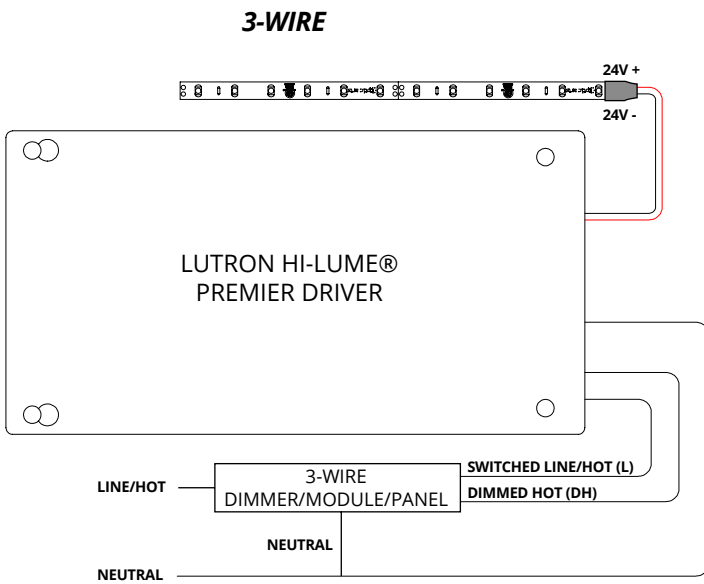


LUTRON HI-LUME® 1%: 3-WIRE/ECOSYSTEM



PART	DESCRIPTION
L3DA4U1UKL-CV240	5-40W, 120-277VAC, 3-WIRE/ECOSYSTEM DRIVER
DIMENSIONS	
HI-LUME® 1%	H 4.00"; W 4.89"; D 2.62"
DIMMING PERFORMANCE	
LUTRON HI-LUME® 1% 3-WIRE/ECOSYSTEM	Dims to 1% with compatible Lutron controls

COMPATIBLE DRIVERS



**LUTRON HI-LUME® PREMIER:
3-WIRE/ECOSYSTEM**



PART	DESCRIPTION
L3D0-96W24V-U	2-96W, 120-277VAC, 3-WIRE/ECOSYSTEM DRIVER

DIMENSIONS	
HI-LUME® PREMIER	H 5.5"; W 10.5"; D 2.0"

DIMMING PERFORMANCE	
LUTRON HI-LUME® PREMIER	Dims to 0.1% with compatible Lutron controls
<i>NOTE: Lutron soft-on, fade to black technology available with Ecosystem Digital Control only.</i>	