



**FLEX DC 88** is a high performance flexible LED fixture suitable for use in coves, under cabinets, in shelves, and virtually anywhere a linear fixture is required.

- Standard Colors/Color Temperatures: RGBW and RGBA.
- FLEX DC RGBA/W is dimmable via DMX.
- IP68 version is UV resistant

## ELECTRICAL

<b>Input Voltage</b>	24VDC
<b>Dimming Options</b>	• DMX
<b>Power Consumption</b>	8.8 Watts per foot
<b>Wire Size</b>	18AWG, 5 wire
<b>Certification</b>	ETL - Conforms to UL Std. 2108; Certified to CSA Std. C22.2 No. 9.0

## PHYSICAL

<b>Field Cuttable</b>	Every 3.94"
<b>Operating Temperature</b>	-40° C (-40°F) to +70°C (+158°F)
<b>Environment</b>	<b>IP40</b> - Dry Location <b>IP68</b> - Wet Location
<b>Maximum Class 2 Run Length</b>	<b>IP40</b> - 10', <b>IP68</b> - 10'
<b>Dimensions (W x H):</b>	<b>IP40</b> - 0.79" (20.00mm) x 0.10" (2.65mm) <b>IP68</b> - 0.89" (22.60mm) x 0.24" (6.05mm) <b>IP68 Endcaps</b> - 0.94" (23.82mm) 0.38" (9.65mm)

## MOUNTING OPTIONS

<b>Channels</b>	Optic Arts Channel (pg. 3-4) <b>NOTE:</b> IP40 version must be used in Conjunction with Optic Arts "THERMTAPE" and Optic Arts Channel for proper heat dissipation.
-----------------	---

## LUMEN OUTPUT (All LEDs at full)

<b>RGB+3000K</b>	438 lm/ft 58.53 lm/watt
<b>RGB+6000K</b>	373 lm/ft 48 lm/watt
<b>RGB+Amber</b>	238 lm/ft 27 lm/watt

## PERFORMANCE

<b>CCT</b>	2700K, 3000K, 6000K, Red, Green, Blue, White/Amber
<b>CRI</b>	90+ (White)
<b>Lumen Maintenance</b>	50,000 Hours
<b>Binning Tolerance</b>	+/- 100K
<b>Warranty</b>	5 years

## PART NUMBER BUILDER

SERIES	+	IP RATING	+	COLOR <sup>1</sup>	+	VOLTAGE	+	WATTAGE	+	CONFIGURATION	+	LENGTH
FLEXDC		40 = IP40 - Dry Location 68 = IP68 - Wet Location		RGBA = RGB with Amber RGBW27 = RGB with 2700K RGBW3 = RGB with 3000K RGBW6 = RGB with 6000K		24 = 24 VDC		88 = 8.8W		FLC1 = FLEX Config 1 FLC2 = FLEX Config 2 FLC3 = FLEX Config 3		XX = Custom Length

<sup>1</sup>: Additional white LED CCTs available. Contact Optic Arts for details.

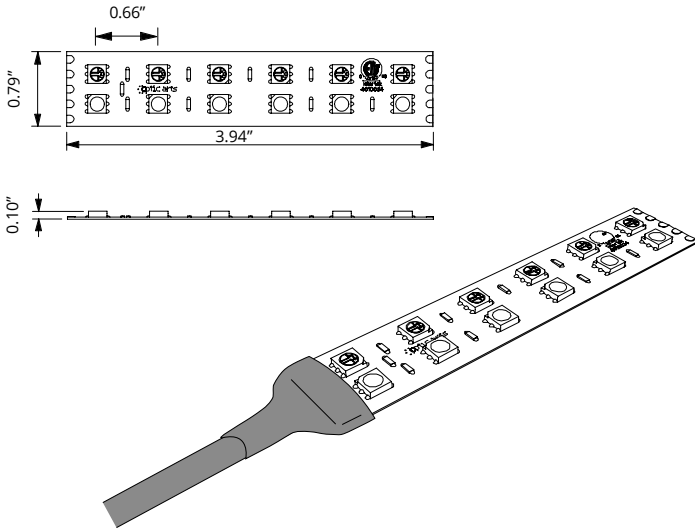


## DIMENSIONS

Optic Arts cuts all FLEX DC and Channel products to length per customer specifications. Each length of FLEX DC is fitted with a 6' wire lead (custom lengths available upon request) and packaged on a reel in an anti-static bag. Bags are labeled with fixture type, length and location (if applicable). Each piece of channel is labeled with fixture type, length and location (if applicable), and is bundled by fixture type.

- Due to the nature of the FLEX DC product, specific lengths may not fall exactly on a cutting point. In this case, Optic Arts will always cut to the smaller dimension unless otherwise specified.
- Unless otherwise specified, channel is cut 15mm longer than FLEX DC.
- Some on-site assembly required. See installation guides for details.

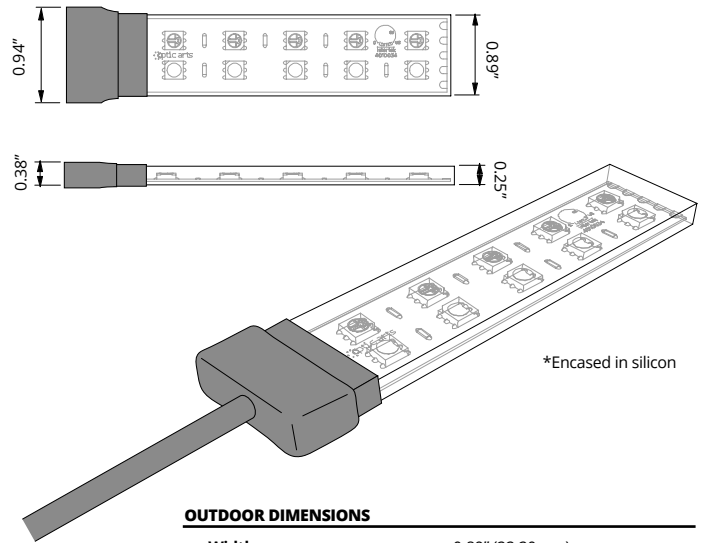
### INDOOR FLEX DC 88 RGBA/W



#### INDOOR DIMENSIONS

Width	0.79" (20.00mm)
Height	0.10" (2.65mm)
Cuttable Segment Length	3.94" (100.00mm)
Pitch Length	0.66" (16.82mm)
Max Run Length	10.00' (3048.00mm)

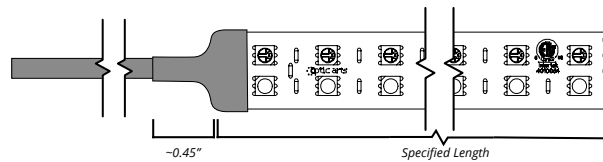
### OUTDOOR FLEX DC 88 RGBA/W



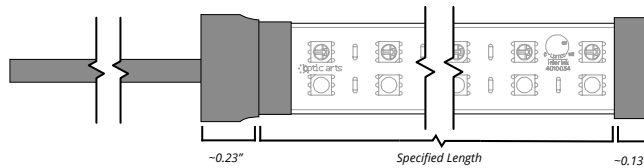
#### OUTDOOR DIMENSIONS

Width	0.89" (22.20mm)
Height	0.25" (6.35mm)
Width (Endcap)	0.94" (23.82mm)
Height (Endcap)	0.38" (9.65mm)
Max Run Length	10.00' (3048.00mm)

### INDOOR FLEX DC 88 RGBA/W



### OUTDOOR FLEX DC 88 RGBA/W



# FLEX DC 88 RGBA/W

# Specification Sheet

MOUNTING OPTIONS - COMPATIBLE CHANNELS

[Click to access CHANNEL ACCESSORIES CATALOGUE >](#)

## KEY

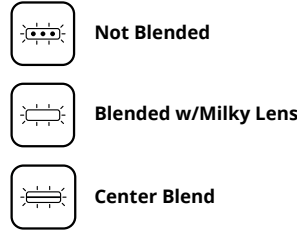
### CHANNEL PART NUMBER BREAKDOWN:

CHS	+	R	+	1208
SERIES		APPLICATION		DIMENSIONS
CHS = Slim Channel CHW = Wide Channel		S = Surface Mount R = Recessed Mount C = Corner Mount H = Hanging Mount		XXXX = W x H (mm)

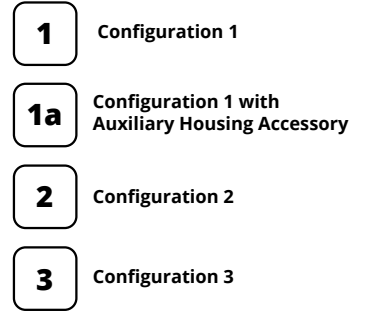
### CHS-R-1208

• Click on channel titles below to access complete channel cut sheets

### DIFFUSION LEVEL:



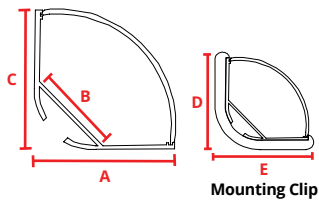
### CONFIGURATION:



## CORNER CHANNELS

### CHW-C-3030

Fits IP40 FLEX DC® Only

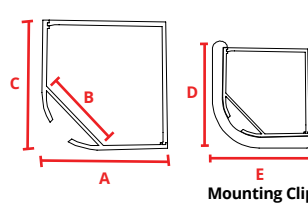


**A:** 1.18" (30.00mm)    **D:** 1.29" (32.77mm)  
**B:** 0.78" (20.20mm)    **E:** 1.29" (32.77mm)  
**C:** 1.18" (30.00mm)

	<b>MATERIAL</b> Anodized Aluminum
<b>1</b>	<b>DESCRIPTION</b> 45 degree channel with rounded lens.
<b>2</b>	<b>LENGTH</b> 2 meter
<b>3</b>	<b>LENS TYPES</b> Clear CHW-C-3030-CC Frosted CHW-C-3030-CF Milky CHW-C-3030-CM
<b>ACCESSORIES</b> Endcap CHW-C-3030-EC Endcap w/hole CHW-C-3030-ECH Mounting Clip CHW-C-3030-MC	

### CHW-C-3030S

Fits IP40 FLEX DC® Only

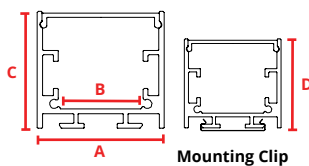


**A:** 1.18" (30.00mm)    **D:** 1.29" (32.77mm)  
**B:** 0.78" (20.20mm)    **E:** 1.29" (32.77mm)  
**C:** 1.18" (30.00mm)

	<b>MATERIAL</b> Anodized Aluminum
<b>1</b>	<b>DESCRIPTION</b> 45 degree channel with square lens.
<b>2</b>	<b>LENGTH</b> 2 meter
<b>3</b>	<b>LENS TYPES</b> Clear CHW-C-3030S-CC Frosted CHW-C-3030S-CF Milky CHW-C-3030S-CM
<b>ACCESSORIES</b> Endcap CHW-C-3030S-EC Endcap w/hole CHW-C-3030S-ECH Mounting Clip CHW-C-3030S-MC	

## SPECIALTY CHANNELS

### CHW-S-3535

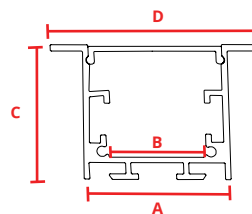


**A:** 1.39" (35.25mm)  
**B:** 0.96" (24.50mm)  
**C:** 1.39" (35.25mm)  
**D:** 1.54" (39.00mm)

\*Must specify for hanging or surface mount application.

	<b>MATERIAL</b> Anodized Aluminum
<b>1</b>	<b>DESCRIPTION</b> Wide and deep surface mounted or hanging channel. Eliminates visible LED nodes for most FLEXDC products when used with a milky lens.
<b>2</b>	<b>LENGTH</b> 2 meter
<b>3</b>	<b>LENS TYPES</b> Frosted CHW-S35mm-CF Milky CHW-S35mm-CM
<b>ACCESSORIES</b> Endcap CHW-S-3535-EC Endcap w/hole CHW-S-3535-ECH Mounting Clip CHW-S-3535-MC Hanging Hardware CHW-SH-3535-MW Bracket Straight CHW-S-XX35-BS Bracket 90° Flat CHW-S-XX35-B90F Bracket 90° Raised CHW-S-XX35-B90R End Cap for FLEX AC CHW-S-3535-ECAC Mounting Clip for FLEX AC CHW-S-3535-MCAC VHB Tape VHBTAPE.AC	

### CHW-R-4435



**A:** 1.39" (35.25mm)  
**B:** 0.96" (24.50mm)  
**C:** 1.39" (35.25mm)  
**D:** 2.00" (51.04mm)

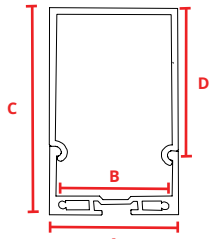
	<b>MATERIAL</b> Anodized Aluminum
<b>1</b>	<b>DESCRIPTION</b> Wide and deep recessed channel. Eliminates visible LED nodes for most FLEXDC products when used with a milky lens. Can be securely and conveniently mounted with CHW-R-4435-SC spring clip.
<b>2</b>	<b>LENGTH</b> 2 meter
<b>LENS TYPES</b> Frosted CHW-R35mm-CF Milky CHW-R35mm-CM	
<b>ACCESSORIES</b> Endcap CHW-R-4435-EC Endcap w/hole CHW-R-4435-ECH Mounting Clip CHW-R-4435-SC Bracket Straight CHW-S-XX35-BS Bracket 90° Flat CHW-S-XX35-B90F Bracket 90° Raised CHW-S-XX35-B90R End Cap for FLEX AC CHW-R-4435-ECAC Mounting Clip for FLEX AC CHW-R-4435-MCAC VHB Tape VHBTAPE.AC	

## MOUNTING OPTIONS - COMPATIBLE CHANNELS

- Not Blended
 Blended w/Milky Lens
 **1** Configuration 1
**1a** Configuration 1 with Auxiliary Housing Accessory
**2** Configuration 2
**3** Configuration 3

## SPECIALTY CHANNELS

### CHW-S/H-3561



**A:** 1.38" (35.00mm)    **C:** 2.43" (61.70mm)  
**B:** 1.24" (31.40mm)    **D:** 1.57" (39.90mm)



**MATERIAL**  
Anodized Aluminum



**DESCRIPTION**  
Large surface mounted or hanging channel with wrap around lens.



**LENGTH**  
2 meter

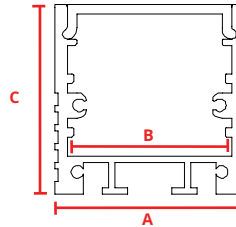
**LENS TYPES**  
Milky CHW-SH-3561-CM

**ACCESSORIES**  
 Endcap CHW-SH-3561-EC  
 End Cap w/hole CHW-SH-3561-ECH  
 Hanging Hardware CHW-SH-MW  
 Bracket Straight CHW-SH-BS  
 Bracket 90° Flat CHW-SH-B90F  
 Bracket 90° Raised CHW-SH-B90R

\*Must specify for hanging or surface mount application.

### CHW-S/H-3030

*Fits IP40 FLEX DC® Only*



**A:** 1.18" (30.00mm)  
**B:** 1.01" (25.60mm)  
**C:** 1.18" (30.00mm)



**MATERIAL**  
Anodized Aluminum



**DESCRIPTION**  
Wide and deep surface mounted or hanging channel with flat lens for even blending.



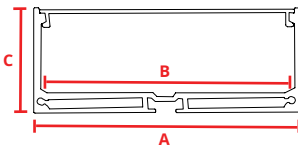
**LENGTH**  
2 meter

**LENS TYPES**  
Milky CHW-SH-3030-CM

**ACCESSORIES**  
 Endcap CHW-SH-3030-EC  
 Endcap w/hole CHW-SH-3030-ECH  
 Hanging Hardware CHW-SH-MW  
 Bracket Straight CHW-SH-BS  
 Bracket 90° Flat CHW-SH-B90F  
 Bracket 90° Raised CHW-SH-B90R  
 End Cap for FLEX AC CHW-SH-3030-ECAC  
 Mounting Clip for FLEX AC CHW-SH-3030-MCAC  
 VHB Tape VHBTAPE.AC

\*Must specify for hanging or surface mount application.

### CHW-S/H-7532



**A:** 2.95" (75.00mm)  
**B:** 2.52" (64.00mm)  
**C:** 1.26" (32.00mm)



**MATERIAL**  
Anodized Aluminum



**DESCRIPTION**  
Wide surface mounted or hanging channel with flat lens.



**LENGTH**  
2 meter

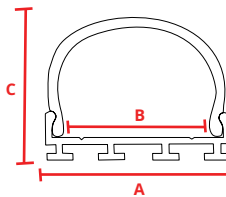
**LENS TYPES**  
Frosted CHW-SH-7532-CF

**ACCESSORIES**  
 Endcap CHW-SH-7532-EC  
 Endcap w/hole CHW-SH-7532-ECH  
 Hanging Hardware CHW-SH-MW  
 Bracket Straight CHW-SH-BS  
 Bracket 90° Flat CHW-SH-B90F  
 Bracket 90° Raised CHW-SH-B90R

\*Must specify for hanging or surface mount application.

### CHW-S-2623

*Fits IP40 FLEX DC® Only*



**A:** 1.03" (26.20mm)  
**B:** 0.80" (20.35mm)  
**C:** 0.89" (22.76mm)



**MATERIAL**  
Anodized Aluminum



**DESCRIPTION**  
Surface mounted channel with wrap around lens.



**LENGTH**  
2 meter

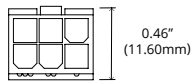
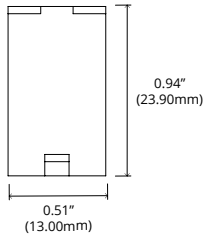
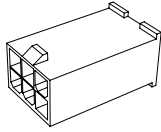
**LENS TYPES**  
Milky CHW-S-2623-CM

**ACCESSORIES**  
 Endcap CHW-S-2623-EC  
 Endcap w/hole CHW-S-2623-ECH

## ACCESSORIES

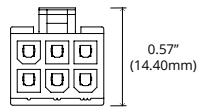
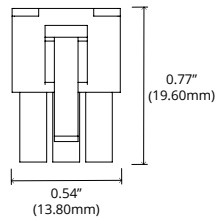
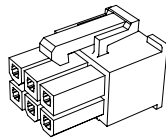
### LC-I5P-M

Indoor Lead Connector  
(Male)



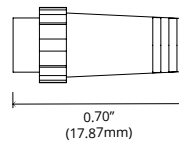
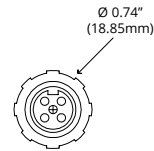
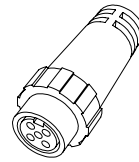
### LC-I5P-F

Indoor Lead Connector  
(Female)



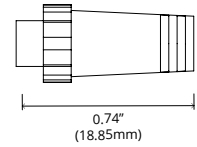
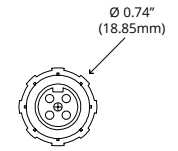
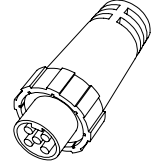
### LC-O5P-F

Outdoor Lead Connector  
(Female)




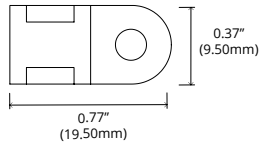
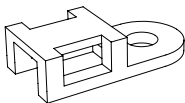
### LC-O5P-M

Outdoor Lead Connector  
(Male)



### FLEX.ZIP

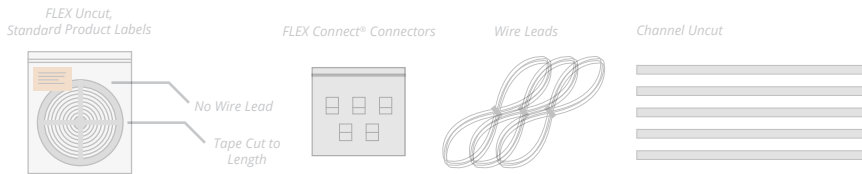
Strain Relief Clip



## CONFIGURATION TYPES


### 1 [NOT COMPATIBLE] FLEX cut to length with FLEX Connect® Power Feeds for Field Termination, Channel uncut for field cutting

- Specify **FLEXConfig-1**
- Specify FLEX type and channel type
- FLEX factory cut to length, but not terminated
- One FLEX Connect® power feed connector and 6' lead provided per FLEX run
  - Uncut rolls of lead wire can also be provided (see page 8 for part #)
- Channel shipped uncut for field cutting.
- Specify number of butt splices (not shown - see page 8)
- IP68 not available in **FLEXConfig-1**
- JA8 2016 not available in **FLEXConfig-1**
- FLEXConfig-1** is quick ship if run lengths are provided at time of order. Take offs, if needed, will add lead time.
- The below channels are **NOT** compatible with FLEX Connect®:
  - Slim:**
    - CHS-R-1208
    - CHS-R-1715
    - CHS-C-1616
    - CHC-S-1921
  - Specialty:**
    - CHSP-R-2970
    - CHSP-S-1618
    - CHSP-STEP-8142



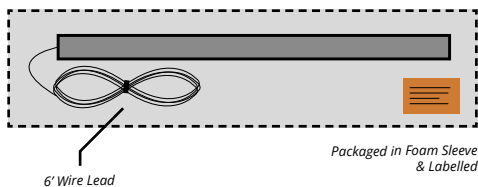
### 2 Cut To Length With Soldered Leads, Assemble On-Site<sup>1, 2, 3</sup>

- Specify **FLEXConfig-2**
- Specify FLEX type and channel type
- Specify run lengths
- IP68 only available in **FLEXConfig-2**
- If no config is specified, and run lengths are provided, **FLEXConfig-2** will be used



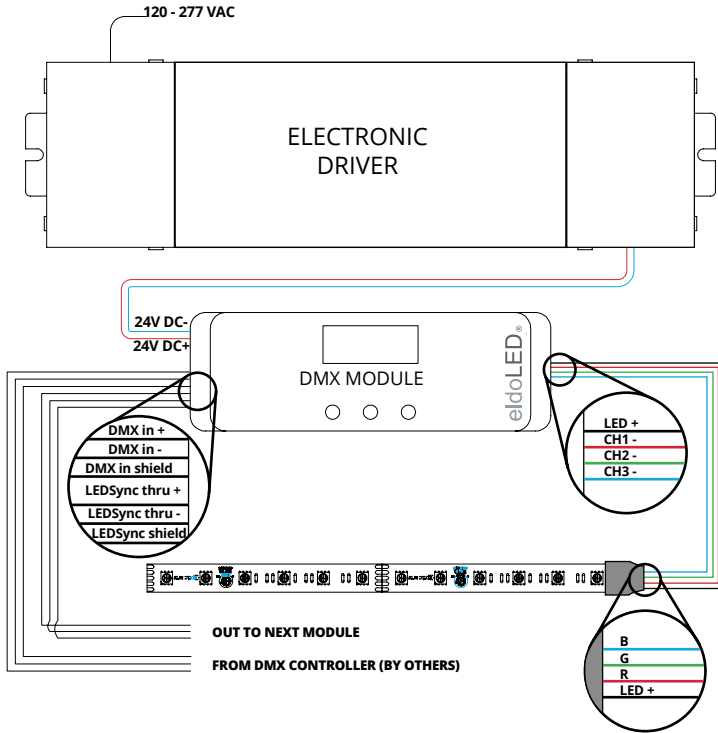
### 3 Pre-Assembled Factory Finished Fixtures<sup>1, 2</sup>

- Specify **FLEXConfig-3**
- Fully assembled fixture
- ETL stamped and listed as a fixture
- 6.50' max length
- Standard 6' power lead unless otherwise specified
- The below channels **CANNOT** be factory assembled:
  - Slim:**
    - CHS-R-1208
    - CHS-R-1715
  - Wide:**
    - CHW-R-2010
    - CHW-S-2027
    - CHW-S-7532
    - CHW-S-2623
    - CHW-S-3030
    - CHW-S-3561



#### NOTES:

- Due to the nature of the FLEX DC® product, specific lengths may not fall exactly on a cutting point. In this case, Optic Arts® will always cut to the smaller dimension unless otherwise specified.
- Unless otherwise specified, channel is cut 15mm longer than FLEX DC®.
- Some on-site assembly required. See installation guides for details.



## ELECTRONIC DRIVER W/DMX MODULE

PART	DESCRIPTION
GG100E-24-UNV-DMX	96W 120-277VAC ELECTRONIC DRIVER WITH eldoLED DMX DIMMING MODULE

DIMENSIONS	
96W	H 3.00"; W 11.46"; D 1.30"
DMX MODULE	H 1.97"; W 6.02"; D 0.91"

*\*Must be installed in UL box (by others)*

DIMMING PERFORMANCE	
ELECTRONIC DRIVER - DMX MODULE	Dims to 0.1% on most DMX systems