



FLEX DC® 44 RGBA/W is a high performance flexible LED fixture suitable for use in coves, under cabinets, in shelves, and virtually anywhere a linear fixture is required.

- FLEX DC® 44 RGBA/W is 4.4 watts and 19 LEDs per foot
- FLEX DC® 44 RGBA/W is dimmable via DMX
- FLEX DC® is dimmable via DMX.
- IP68 version is UV resistant

ELECTRICAL

Input Voltage	24VDC
Dimming Options	• DMX
Power Consumption	4.4 Watts per foot
Wire Size	18AWG, 5 wire
Certification	ETL - Conforms to UL Std. 2108; Certified to CSA Std. C22.2 No. 9.0

PHYSICAL

Field Cuttable	Every 6.55"
Operating Temperature	-40° C (-40°F) to +70°C (+158°F)
Environment	IP40 - Dry Location IP68 - Wet Location
Maximum Class 2 Run Length	IP40 - 21', IP68 - 21'
Dimensions (W x H):	IP40 - 0.47" (12.00mm) x 0.09" (2.33mm) IP68 - 0.56" (14.25mm) x 0.23" (5.95mm) IP68 Endcaps - 0.69" (17.46mm) x 0.38" (9.53mm)

ACCESSORIES

Mounting Clips	FLEXMNT.SIL.INT, FLEXMNT.SIL.EXT12 (pg. 8)
Channels	Optic Arts® Channel (pg. 3-7)
Connectors	LC-I5P-M, LC-I5P-F, LC-O5P-F, LC-O5P-M (pg. 8)

LUMEN OUTPUT (All LEDs at full)

RGB+3000K	286.66 lm/ft
RGB+6000K	276.66 lm/ft
RGB+Amber	145.11 lm/ft

*Stated lumen values have a tolerance of +/- 10%.

PERFORMANCE

CCT	3000K, 6000K, Red, Green, Blue, Amber/White
CRI	90+
Lumen Maintenance	50,000 Hours
Binning Tolerance	+/- 100K
Warranty	5 years

PART NUMBER BUILDER

SERIES	+	IP RATING	+	COLOR ¹	+	VOLTAGE	+	WATTAGE	+	CONFIGURATION	+	LENGTH
FLEXDC		40 = IP40 - Dry Location 68 = IP68 - Wet Location		RGBW30 = 3000K RGBW60 = 6000K RGBA = RGBA		24 = 24 VDC		44 = 4.4W		FLC1 = FLEX Config 1 FLC2 = FLEX Config 2 FLC3 = FLEX Config 3		XX = Custom Length

1: Additional white LED CCTs available. Contact Optic Arts for details.

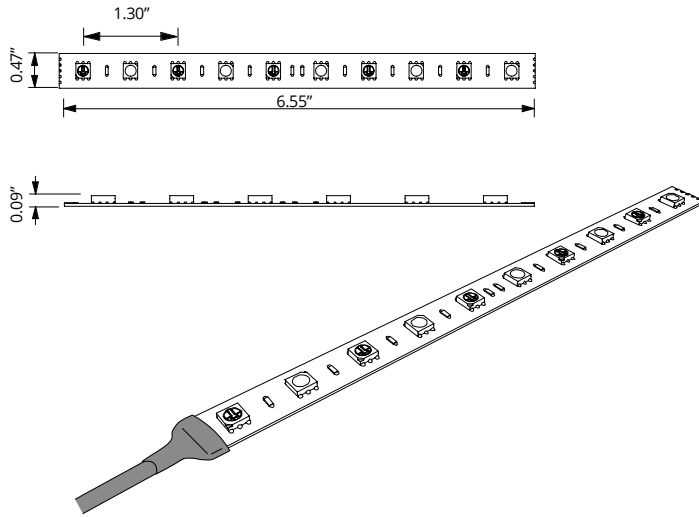


DIMENSIONS

Optic Arts® cuts all FLEX DC® and Channel products to length per customer specifications. Each length of FLEX DC® is fitted with a 6' wire lead (custom lengths available upon request) and packaged on a reel in an anti-static bag. Bags are labeled with fixture type, length and location (if applicable). Each piece of channel is labeled with fixture type, length and location (if applicable), and is bundled by fixture type.

- Due to the nature of the FLEX DC® product, specific lengths may not fall exactly on a cutting point. In this case, Optic Arts® will always cut to the smaller dimension unless otherwise specified.
- Unless otherwise specified, channel is cut 15mm longer than FLEX DC®.
- Some on-site assembly required. See installation guides for details.

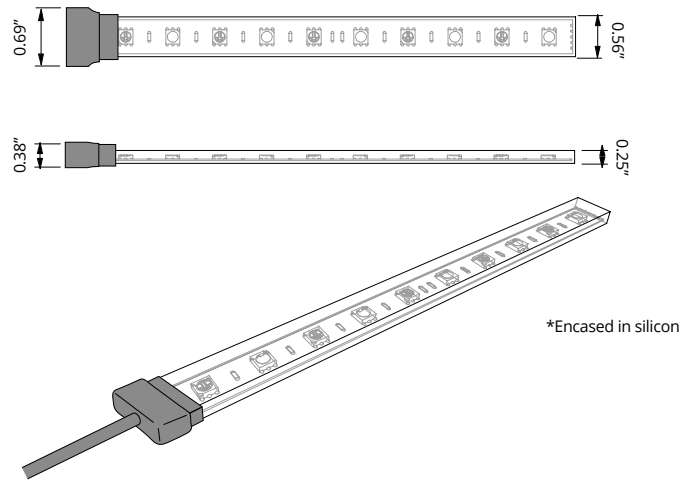
INDOOR FLEX DC® 44 RGBA



INDOOR DIMENSIONS

Width	0.47" (12.00mm)
Height	0.09" (2.33mm)
Cuttable Segment Length	6.55" (166.4mm)
Pitch Length	1.30" (33.00mm)
Max Run Length	21.00' (6400.80mm)

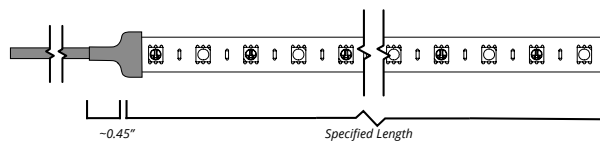
OUTDOOR® 44 RGBA



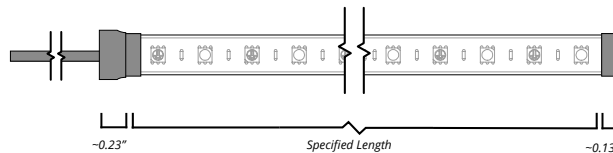
OUTDOOR DIMENSIONS

Width	0.56" (14.25mm)
Height	0.25" (6.35mm)
Width (Endcap)	0.69" (17.46mm)
Height (Endcap)	0.38" (9.53mm)
Max Run Length	21.00' (6096.00mm)

INDOOR FLEX DC® 44 RGBA



OUTDOOR FLEX DC® 44 RGBA




MOUNTING OPTIONS - COMPATIBLE CHANNELS

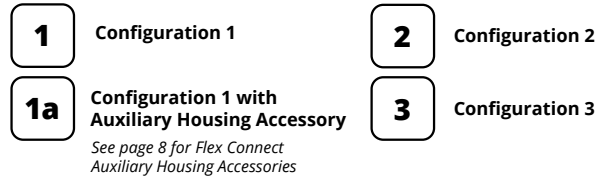
[Click to access CHANNEL ACCESSORIES CATALOGUE >](#)

KEY

DIFFUSION LEVEL:



CONFIGURATION:



CHS-R-1208

• Click on channel titles below to access complete channel cut sheets.

SMALL CHANNELS

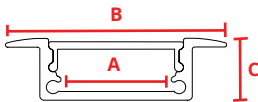
SMALL CHANNEL PART NUMBER BREAKDOWN:

CHANNEL	CHANNEL SIZE	CHANNEL TYPE	FINISH	LENS TYPE	LENS DIFFUSION	MOUNTING
CH-SM = Channel Small	LS = Legacy Short LT = Legacy Tall	SF = Surface RE = Recessed	SS = Satin Silver MB = Matte Black Anodized ¹ BZ = Deep Bronze Anodized ¹ WH = White Powder Coat ¹ GY = Gray Powder Coat ¹	FL = Flat GZ = Grazer	CC = Clear ⁴ CF = Frosted CM = Milky ⁴ <i>*Leave Blank for Grazer</i>	NA = Direct Surface MC = Mounting Clip ³ RC = Rotating Clip ³
			¹ : Special order finishes may increase order lead time and incur an added cost.			³ : Not compatible with recessed options

CH-SM-LS-RE

(Previously Known As CHS-R-1208)

Fits IP40 FLEX DC® Only



A: 0.68" (17.25mm)
B: 0.98" (25.00mm)
C: 0.34" (8.60mm)



MATERIAL

Anodized Aluminum.

DESCRIPTION

Small - Short - Recessed - Channel.

LENGTH

7 Ft.

LENS TYPES

Clear CH-SM-LN-FL-CC
Frosted CH-SM-LN-FL-CF
Milky CH-SM-LN-FL-CM

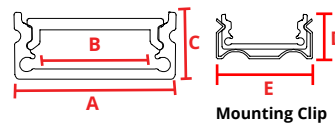
ACCESSORIES

Endcap CH-SM-LS-RE-FL-EC
Endcap w/hole CH-SM-LS-RE-FL-ECH

CH-SM-LS-SF

(Previously Known As CHS-S-1208)

Fits IP40 FLEX DC® Only



A: 0.68" (17.25mm) D: 0.40" (12.70mm)
B: 0.50" (12.59mm) E: 0.78" (19.90mm)
C: 0.34" (8.60mm)



MATERIAL

Anodized Aluminum

DESCRIPTION

Small - Short - Surface - Channel.

LENGTH

7 Ft.

LENS TYPES

Clear CH-SM-LN-FL-CC
Frosted CH-SM-LN-FL-CF
Milky CH-SM-LN-FL-CM

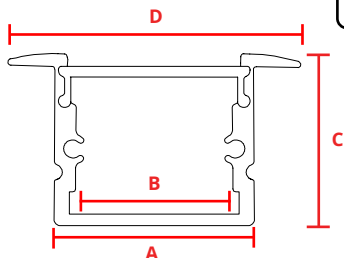
ACCESSORIES

Endcap CH-SM-LS-SF-FL-EC
Endcap w/hole CH-SM-LS-SF-FL-ECH
Mounting Clip CH-SM-LE-MC
Rotating Mounting Clip CH-SM-LE-MC-R

CH-SM-LT-RE

(Previously Known As CHS-R-1715)

Fits IP40 FLEX DC® Only



A: 0.68" (17.25mm)
B: 0.48" (12.30mm)
C: 0.59" (15.05mm)
D: 0.98" (25.00mm)



MATERIAL

Anodized Aluminum

DESCRIPTION

Small - Tall - Recessed - Channel.

LENGTH

7 Ft.

LENS TYPES

Clear CH-SM-LN-FL-CC
Frosted CH-SM-LN-FL-CF
Milky CH-SM-LN-FL-CM

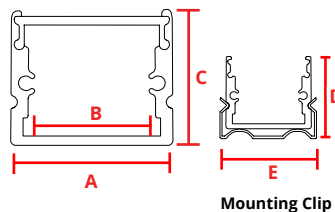
ACCESSORIES

Endcap CH-SM-LT-RE-FL-EC
Endcap w/hole CH-SM-LT-RE-FL-ECH

CH-SM-LT-SF

(Previously Known As CHS-S-1715)

Fits IP40 FLEX DC® Only



A: 0.68" (17.25mm) D: 0.66" (16.76mm)
B: 0.48" (12.30mm) E: 0.78" (19.90mm)
C: 0.59" (15.05mm)



MATERIAL

Anodized Aluminum

DESCRIPTION

Small - Tall - Surface - Channel.

LENGTH

7 Ft.

LENS TYPES

Clear CH-SM-LN-FL-CC
Frosted CH-SM-LN-FL-CF
Milky CH-SM-LN-FL-CM

ACCESSORIES

Endcap CH-SM-LT-SF-FL-EC
Endcap w/hole CH-SM-LT-SF-FL-ECH
Mounting Clip CH-SM-LE-MC
Rotating Mounting Clip CH-SM-LE-MC-R

MOUNTING OPTIONS - COMPATIBLE CHANNELS

- Not Blended
 Blended w/Milky Lens
 1 Configuration 1
 1a Configuration 1 with Auxiliary Housing Accessory
 2 Configuration 2
 3 Configuration 3

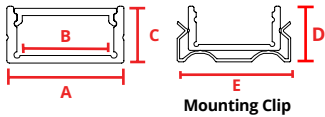
MEDIUM CHANNELS

MEDIUM CHANNEL PART NUMBER BREAKDOWN:

CHANNEL	CHANNEL SIZE	CHANNEL TYPE	FINISH	LENS TYPE	LENS DIFFUSION	MOUNTING
CH-MD = Channel Medium	LS = Legacy Short TL = Tall ⁶	SF = Surface RE = Recessed ⁴	SS = Satin Silver MB = Matte Black Anodized ⁹ BZ = Deep Bronze Anodized ⁹ WH = White Powder Coat ⁹ GY = Gray Powder Coat ⁹	FL = Flat	CC = Clear CF = Frosted CM = Milky	NA = Direct Surface MC = Mounting Clip ⁷ RC = Rotating Clip ⁷ PD = Pendant ^{7,8}
<small>4: Not available for tall channel. 5: Only available in surface channel type.</small>		<small>7: Not compatible with recessed options. 8: Not available with Lite option.</small>		<small>9: Special order finishes may increase order lead time and incur an added cost.</small>		

CH-MD-LS-SF

(Previously Known As CHW-S-2010)



Mounting Clip

- A:** 0.93" (23.50mm) **D:** 0.48" (12.19mm)
B: 0.78" (20.00mm) **E:** 1.02" (25.80mm)
C: 0.39" (10.00mm)



1

2

3

MATERIAL

Anodized Aluminum

DESCRIPTION

Medium - Lite - Surface - Channel.

LENGTH

7 Ft.

LENS TYPES

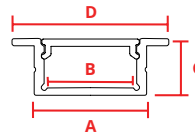
Clear	CH-MD-LN-FL-CC
Frosted	CH-MD-LN-FL-CF
Milky	CH-MD-LN-FL-CM

ACCESSORIES

Endcap	CH-MD-LS-SF-FL-EC
Endcap w/hole	CH-MD-LS-SF-FL-ECH
Mounting Clip	CH-MD-LE-MC
Rotating Mounting Clip	CH-MD-LE-MC-R

CH-MD-LS-RE

(Previously Known As CHW-R-2010)



- A:** 0.93" (23.50mm)
B: 0.78" (20.00mm)
C: 0.39" (10.00mm)
D: 1.19" (30.24mm)



1

2

MATERIAL

Anodized Aluminum

DESCRIPTION

Medium - Lite - Recessed - Channel.

LENGTH

7 Ft.

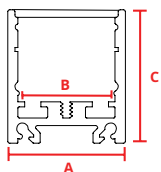
LENS TYPES

Clear	CH-MD-LN-FL-CC
Frosted	CH-MD-LN-FL-CF
Milky	CH-MD-LN-FL-CM

ACCESSORIES

Endcap	CH-MD-LS-RE-FL-EC
Endcap w/hole	CH-MD-LS-RE-FL-ECH
Mounting Clip	CH-MD-LE-MC
Rotating Mounting Clip	CH-MD-LE-MC-R

CH-MD-TL-SF



- A:** 0.90" (23.11mm)
B: 0.75" (19.05mm)
C: 1.02" (26.16mm)



1

2

3

MATERIAL

Anodized Aluminum

DESCRIPTION

Medium - Tall - Surface - Channel.

LENGTH

7 Ft.

LENS TYPES

Clear	CH-MD-LN-FL-CC
Frosted	CH-MD-LN-FL-CF
Milky	CH-MD-LN-FL-CM

ACCESSORIES

Endcap	CH-MD-TL-SF-FL-EC
Endcap w/hole	CH-MD-TL-SF-FL-ECH
Mounting Clip	CH-MC
Rotating Mounting Clip	CH-MC-R-AY
Pendant	CH-PD-KIT

MOUNTING OPTIONS - COMPATIBLE CHANNELS

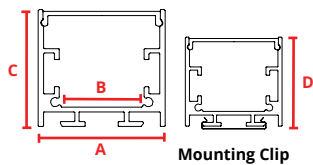
- Not Blended
 Blended w/Milky Lens
 1 Configuration 1
 1a Configuration 1 with Auxiliary Housing Accessory
 2 Configuration 2
 3 Configuration 3

LARGE CHANNELS

CHANNEL PART NUMBER BREAKDOWN:

CHS	+	R	+	1208
SERIES		APPLICATION		DIMENSIONS
CHS = Slim Channel CHW = Wide Channel		S = Surface Mount R = Recessed Mount C = Corner Mount H = Hanging Mount		XXXX = W x H (mm)

CHW-S-3535



- A:** 1.39" (35.25mm)
B: 0.96" (24.50mm)
C: 1.39" (35.25mm)
D: 1.54" (39.00mm)

*Must specify for hanging or surface mount application.



MATERIAL

Anodized Aluminum



DESCRIPTION

Wide and deep surface mounted or hanging channel. Eliminates visible LED nodes for most FLEXDC products when used with a milky lens.



LENGTH

2 meter



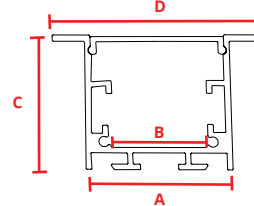
LENS TYPES

Frosted CHW-35mm-CF
Milky CHW-35mm-CM

ACCESSORIES

Endcap CHW-S-3535-EC
Endcap w/hole CHW-S-3535-ECH
Mounting Clip CHW-S-3535-MC
Hanging Hardware CHW-SH-3535-MW
Bracket Straight CHW-S-XX35-BS
Bracket 90° Flat CHW-S-XX35-B90F
Bracket 90° Raised CHW-S-XX35-B90R
End Cap for FLEX AC CHW-S-3535-ECAC
Mounting Clip for FLEX AC CHW-S-3535-MCAC
VHB Tape VHBTAPE.AC

CHW-R-4435



- A:** 1.39" (35.25mm)
B: 0.96" (24.50mm)
C: 1.39" (35.25mm)
D: 2.00" (51.04mm)



MATERIAL

Anodized Aluminum



DESCRIPTION

Wide and deep recessed channel. Eliminates visible LED nodes for most FLEXDC products when used with a milky lens. Can be securely and conveniently mounted with CHW-R-4435-SC spring clip.



LENGTH

2 meter



LENS TYPES

Frosted CHW-35mm-CF
Milky CHW-35mm-CM

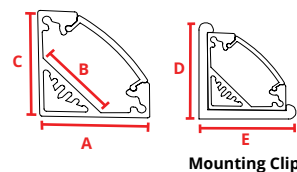
ACCESSORIES

Endcap CHW-R-4435-EC
Endcap w/hole CHW-R-4435-ECH
Mounting Clip CHW-R-4435-SC
Bracket Straight CHW-S-XX35-BS
Bracket 90° Flat CHW-S-XX35-B90F
Bracket 90° Raised CHW-S-XX35-B90R
End Cap for FLEX AC CHW-R-4435-ECAC
Mounting Clip for FLEX AC CHW-R-4435-MCAC
VHB Tape VHBTAPE.AC

CORNER CHANNELS

CHS-C-1919

Fits IP40 FLEX DC® Only



- A:** 0.73" (18.50mm) **D:** 0.82" (20.82mm)
B: 0.48" (12.20mm) **E:** 0.82" (20.82mm)
C: 0.73" (18.50mm)



MATERIAL

Anodized Aluminum



DESCRIPTION

Slim corner mount channel.



LENGTH

2 meter



LENS TYPES

Clear CHS-12mm-CC
Frosted CHS-12mm-CF
Milky CHS-12mm-CM

ACCESSORIES

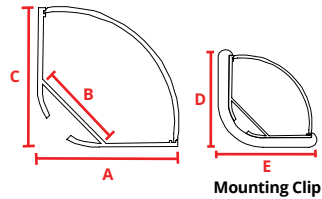
Endcap CHS-C-1919-EC
Endcap w/hole CHS-C-1919-ECH
Mounting Clip CHS-C-1919-MC

MOUNTING OPTIONS - COMPATIBLE CHANNELS

- Not Blended
 Blended w/Milky Lens
 1 Configuration 1
 1a Configuration 1 with Auxiliary Housing Accessory
 2 Configuration 2
 3 Configuration 3

CORNER CHANNELS

CHW-C-3030



A: 1.18" (30.00mm) **D:** 1.29" (32.77mm)
B: 0.78" (20.20mm) **E:** 1.29" (32.77mm)
C: 1.18" (30.00mm)



MATERIAL
Anodized Aluminum



DESCRIPTION
45 degree channel with rounded lens.



LENGTH
2 meter

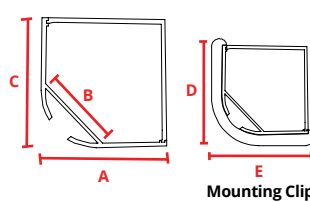


LENS TYPES
 Clear CHW-C-3030-CC
 Frosted CHW-C-3030-CF
 Milky CHW-C-3030-CM

ACCESSORIES

Endcap CHW-C-3030-EC
Endcap w/hole CHW-C-3030-ECH
Mounting Clip CHW-C-3030-MC

CHW-C-3030S



A: 1.18" (30.00mm) **D:** 1.29" (32.77mm)
B: 0.78" (20.20mm) **E:** 1.29" (32.77mm)
C: 1.18" (30.00mm)



MATERIAL
Anodized Aluminum



DESCRIPTION
45 degree channel with square lens.



LENGTH
2 meter



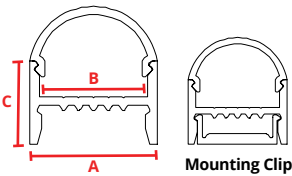
LENS TYPES
 Clear CHW-C-3030S-CC
 Frosted CHW-C-3030S-CF
 Milky CHW-C-3030S-CM

ACCESSORIES

Endcap CHW-C-3030S-EC
Endcap w/hole CHW-C-3030S-ECH
Mounting Clip CHW-C-3030S-MC

SPECIALTY CHANNELS

CHS-S-1922R



A: 0.77" (19.50mm)
B: 0.65" (16.50mm)
C: 0.86" (21.80mm)



MATERIAL
Anodized Aluminum



DESCRIPTION
Slim surface mounted channel with rounded wrap around lens. Mounting clip is fully concealed within fixture base.



LENGTH
2 meter

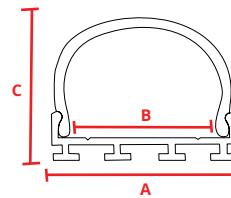


LENS TYPES
Milky CHW-S-1922R-CM

ACCESSORIES

Endcap CHS-S-1922R-EC
Endcap w/hole CHS-S-1922R-ECH
Mounting Clip CHS-S-1922R-MC

CHW-S-2623



A: 1.03" (26.20mm)
B: 0.80" (20.35mm)
C: 0.89" (22.76mm)



MATERIAL
Anodized Aluminum



DESCRIPTION
Surface mounted channel with wrap around lens.



LENGTH
2 meter



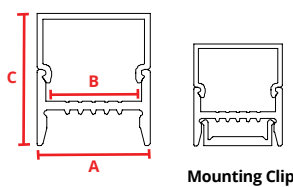
LENS TYPES
Milky CHW-S-2623-CM

ACCESSORIES

Endcap CHW-S-2623-EC
Endcap w/hole CHW-S-2623-ECH

CHS-S-1922S

Fits IP40 FLEX DC® Only



A: 0.77" (19.50mm)
B: 0.65" (16.50mm)
C: 0.86" (21.80mm)



MATERIAL
Anodized Aluminum



DESCRIPTION
Slim surface mounted channel with square wrap around lens. Mounting clip is fully concealed within fixture base.



LENGTH
2 meter



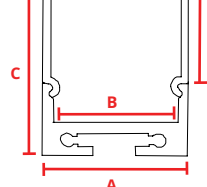
LENS TYPES
Milky CHW-S-1922S-CM

ACCESSORIES

Endcap CHS-S-1922S-EC
Endcap w/hole CHS-S-1922S-ECH
Mounting Clip CHS-S-1922S-MC

CHW-S/H-2027

Fits IP40 FLEX DC® Only



A: 0.79" (20.30mm)
B: 0.66" (16.70mm)
C: 1.06" (27.00mm)
D: 0.76" (19.50mm)



MATERIAL
Anodized Aluminum



DESCRIPTION
Small surfaced mounted or hanging channel with wrap around lens.



LENGTH
2 meter



LENS TYPES
 Clear CHW-SH-2027-CC
 Frosted CHW-SH-2027-CF
 Milky CHW-SH-2027-CM

ACCESSORIES

Endcap CHW-SH-2027-EC
End Cap w/hole CHW-SH-2027-ECH
Hanging Hardware CHW-SH-MW
Bracket Straight CHW-SH-BS
Bracket 90° Flat CHW-SH-B90F
Bracket 90° Raised CHW-SH-B90R

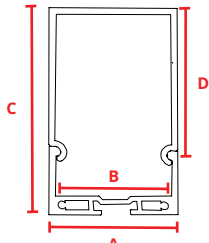
**Must specify for hanging or surface mount application.*

MOUNTING OPTIONS - COMPATIBLE CHANNELS

- Not Blended
 Blended w/Milky Lens
 1 Configuration 1
1a Configuration 1 with Auxiliary Housing Accessory
2 Configuration 2
3 Configuration 3

SPECIALTY CHANNELS

CHW-S/H-3561

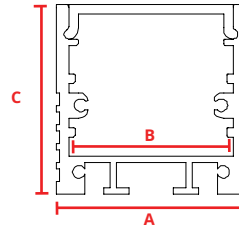


A: 1.38" (35.00mm) **C:** 2.43" (61.70mm)
B: 1.24" (31.40mm) **D:** 1.57" (39.90mm)

	MATERIAL Anodized Aluminum
1	DESCRIPTION Large surface mounted or hanging channel with wrap around lens.
2	LENGTH 2 meter
	LENS TYPES Milky CHW-SH-3561-CM
	ACCESSORIES
	Endcap CHW-SH-3561-EC
	End Cap w/hole CHW-SH-3561-ECH
	Hanging Hardware CHW-SH-MW
	Bracket Straight CHW-SH-BS
	Bracket 90° Flat CHW-SH-B90F
	Bracket 90° Raised CHW-SH-B90R

**Must specify for hanging or surface mount application.*

CHW-S/H-3030

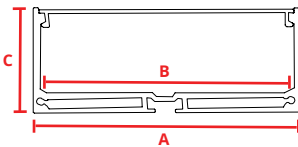


A: 1.18" (30.00mm)
B: 1.01" (25.60mm)
C: 1.18" (30.00mm)

	MATERIAL Anodized Aluminum
1	DESCRIPTION Wide and deep surface mounted or hanging channel with flat lens for even blending.
2	LENGTH 2 meter
	LENS TYPES Milky CHW-SH-3030-CM
	ACCESSORIES
	Endcap CHW-SH-3030-EC
	Endcap w/hole CHW-SH-3030-ECH
	Hanging Hardware CHW-SH-MW
	Bracket Straight CHW-SH-BS
	Bracket 90° Flat CHW-SH-B90F
	Bracket 90° Raised CHW-SH-B90R
	End Cap for FLEX AC CHW-SH-3030-ECAC
	Mounting Clip for FLEX AC CHW-SH-3030-MCAC
	VHB Tape VHBTAPE-AC

**Must specify for hanging or surface mount application.*

CHW-S/H-7532



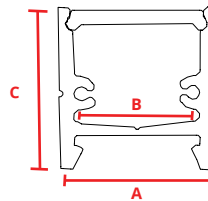
A: 2.95" (75.00mm)
B: 2.52" (64.00mm)
C: 1.26" (32.00mm)

	MATERIAL Anodized Aluminum
1	DESCRIPTION Wide surface mounted or hanging channel with flat lens.
2	LENGTH 2 meter
	LENS TYPES Frosted CHW-SH-7532-CF
	ACCESSORIES
	Endcap CHW-SH-7532-EC
	Endcap w/hole CHW-SH-7532-ECH
	Hanging Hardware CHW-SH-MW
	Bracket Straight CHW-SH-BS
	Bracket 90° Flat CHW-SH-B90F
	Bracket 90° Raised CHW-SH-B90R

**Must specify for hanging or surface mount application.*

CHC-S-1921

Fits IP40 FLEX DC® Only



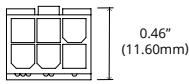
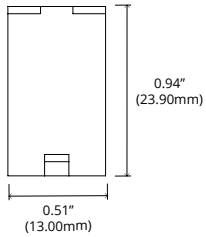
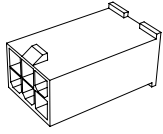
A: 0.76" (19.43mm)
B: 0.55" (14.09mm)
C: 0.84" (21.43mm)

	MATERIAL Anodized Aluminum
2	DESCRIPTION Surface mount channel with flat lens. Mounts to ferrous and non-ferrous surfaces using magnets with no visible fasteners once mounted.
3	LENGTH 2 meter
	LENS TYPES Milky CHC-S-1921-CM
	ACCESSORIES
	Anodized Aluminum Endcap CHC-S-1921-EC
	Anodized Aluminum Endcap w/hole CHC-S-1921-ECH
	Channel Mounted Magnet CHC-S-1921-MA
	Wall Mounted Magnet CHC-S-1921-M
	1' Mounting Plate CHC-S-1921-B1

ACCESSORIES

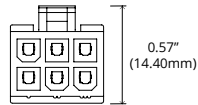
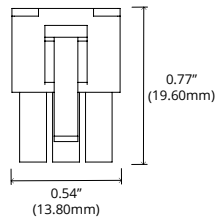
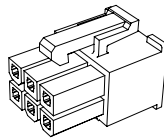
LC-I5P-M

Indoor Lead Connector
(Male)



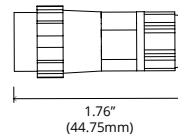
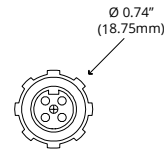
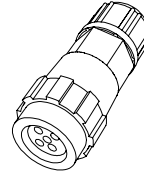
LC-I5P-F

Indoor Lead Connector
(Female)



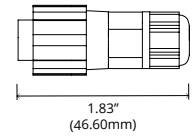
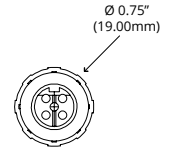
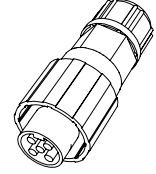
LC-O5P-F

Outdoor Lead Connector
(Female)





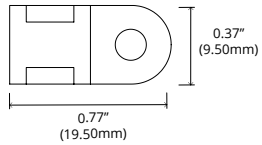
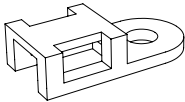
LC-O5P-M

Outdoor Lead Connector
(Male)



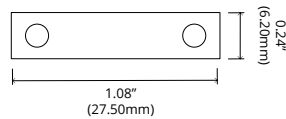
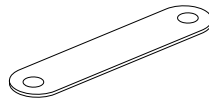
FLEX.ZIP

Strain Relief Clip



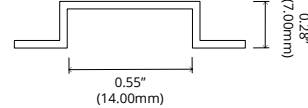
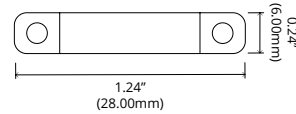
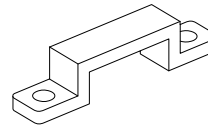
FLEXMNT.SIL.INT

Indoor Mounting Clip



FLEXMNT.SIL.EXT12

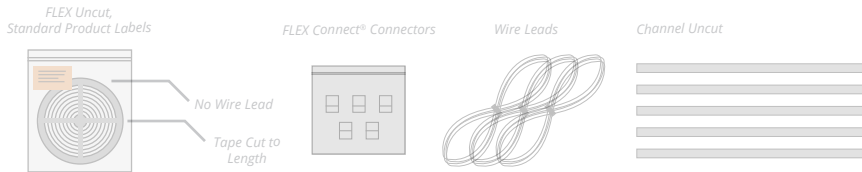
Outdoor Mounting Clip



CONFIGURATION TYPES


1 [NOT COMPATIBLE] FLEX cut to length with FLEX Connect® Power Feeds for Field Termination, Channel uncut for field cutting

- Specify **FLEXConfig-1**
- Specify FLEX type and channel type
- FLEX factory cut to length, but not terminated
- One FLEX Connect® power feed connector and 6' lead provided per FLEX run
 - Uncut rolls of lead wire can also be provided (see page 8 for part #)
- Channel shipped uncut for field cutting.
- Specify number of butt splices (not shown - see page 8)
- IP68 not available in **FLEXConfig-1**
- JA8 2016 not available in **FLEXConfig-1**
- FLEXConfig-1** is quick ship if run lengths are provided at time of order. Take offs, if needed, will add lead time.
- The below channels are **NOT** compatible with FLEX Connect®:
 - Slim:**
 - CHS-R-1208
 - CHS-R-1715
 - CHS-C-1616
 - CHC-S-1921
 - Specialty:**
 - CHSP-R-2970
 - CHSP-S-1618
 - CHSP-STEP-8142



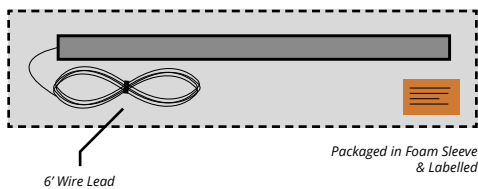
2 Cut To Length With Soldered Leads, Assemble On-Site 1, 2, 3

- Specify **FLEXConfig-2**
- Specify FLEX type and channel type
- Specify run lengths
- IP68 only available in **FLEXConfig-2**
- If no config is specified, and run lengths are provided, **FLEXConfig-2** will be used



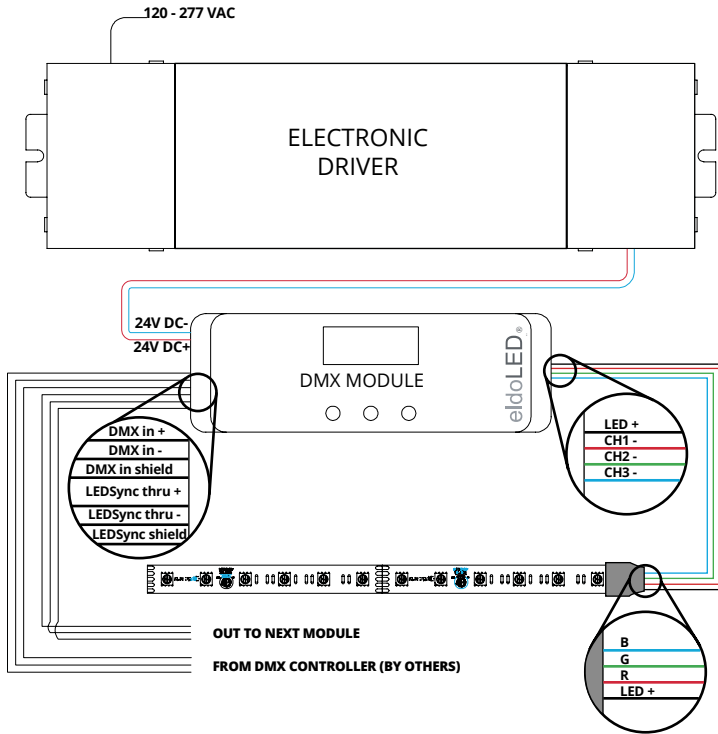
3 Pre-Assembled Factory Finished Fixtures 1, 2

- Specify **FLEXConfig-3**
- Fully assembled fixture
- ETL stamped and listed as a fixture
- 6.50' max length
- Standard 6' power lead unless otherwise specified
- The below channels **CANNOT** be factory assembled:
 - Slim:**
 - CHS-R-1208
 - CHS-R-1715
 - Wide:**
 - CHW-R-2010
 - CHW-S-2027
 - CHW-S-7532
 - CHW-S-2623
 - CHW-S-3030
 - CHW-S-3561



NOTES:

- Due to the nature of the FLEX DC® product, specific lengths may not fall exactly on a cutting point. In this case, Optic Arts® will always cut to the smaller dimension unless otherwise specified.
- Unless otherwise specified, channel is cut 15mm longer than FLEX DC®.
- Some on-site assembly required. See installation guides for details.



ELECTRONIC DRIVER W/DMX MODULE

PART	DESCRIPTION
GG100E-24-UNV-DMX	96W 120-277VAC ELECTRONIC DRIVER WITH eldoLED DMX DIMMING MODULE

DIMENSIONS	
96W	H 3.00"; W 11.46"; D 1.30"
DMX MODULE	H 1.97"; W 6.02"; D 0.91"

*Must be installed in UL box (by others)

DIMMING PERFORMANCE	
ELECTRONIC DRIVER - DMX MODULE	Dims to 0.1% on most DMX systems