


It is well established that traditional forms of artificial light can disrupt sea turtle hatching patterns and disorient hatchlings. Our **FWC (Florida Wildlife Commission) certified luminaires** feature carefully crafted 590nm LEDs that, when used in conjunction with proper shielding, can help create a safer space for sea turtles and other wildlife.



Product Image



Example Application

FEATURES:

- IP68 rated for Wet Location
- 72 lm/ft; 27 lm/Watt
- Approved for use in proximity to wildlife
- Carefully crafted 590nm LEDs

SUGGESTED APPLICATIONS:

- Handrail
- Surface Mount
- Recessed
- Cove
- Corner

PART NUMBER BUILDER

SERIES	+	IP RATING	+	COLOR	+	VOLTAGE	+	WATTAGE	+	LENGTH
FLEXDC		68 = IP68 - Wet Location		A = Amber		24 = 24 VDC		30 = 3.0W		XX = Custom Length

TECHNICAL

ELECTRICAL

Input Voltage	24VDC
Dimming Options	<ul style="list-style-type: none"> • PURE DC™ • MLV • 0-10V • DMX • Lutron (2-WIRE, 3-WIRE, EcoSystem)
Power Consumption	3.0 Watts per foot
Wire Size	18AWG, 2 wire
Certification	ETL - Conforms to UL Std. 2108; Certified to CSA Std. C22.2 No. 9.0. FWC Wildlife Lighting (#2018-023) - Approved for use in proximity to wildlife.

PHYSICAL

Field Cuttable	Every 1.97"
Operating Temperature	-40° C (-40°F) to +70°C (+158°F)
Environment	IP68 - Wet Location
Maximum Run Length	32'
Dimensions (WxH)	0.42" (10.55mm) x 0.19" (4.88mm) Endcaps - 0.50" (12.70mm) x 0.32" (7.94mm)

ACCESSORIES

Mounting Clips	FLEXMNT.SIL.EXT12 (pg. 7)
Channels	Optic Arts® Channel (pg. 3-6)
Connectors	LC-O2P-F, LC-O2P-M (pg. 7)

LUMEN OUTPUT

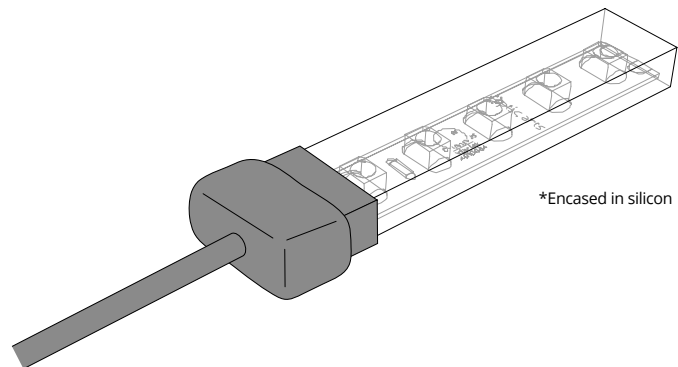
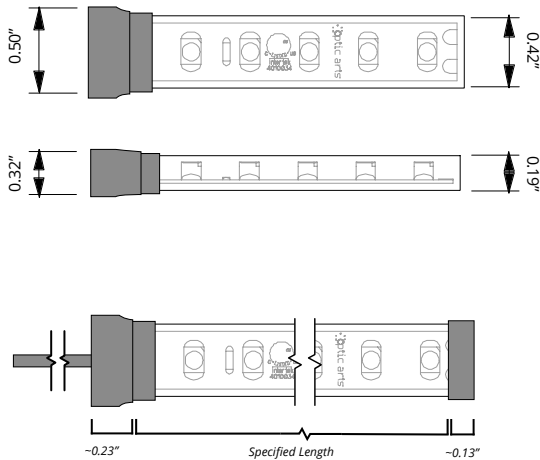
Amber	72.00 lm/ft 27.00 lm/Watt
--------------	---------------------------

Note: Stated lumen values have a tolerance of +/- 10%.

PERFORMANCE

Lumen Maintenance	50,000 Hours
Dominant Wavelength	590 nm
Warranty	5 years

DIMENSIONS

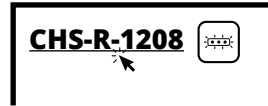


DIMENSIONS

Width	0.42" (10.55mm)
Height	0.19" (4.88mm)
Width (Endcap)	0.50" (12.70mm)
Height (Endcap)	0.32" (7.94mm)
Max Run Length	32.00' (6096.00mm)

KEY

CHANNEL PART NUMBER BREAKDOWN:				
CHS	+	R	+	1208
SERIES		APPLICATION		DIMENSIONS
CHS = Slim Channel CHW = Wide Channel		S = Surface Mount R = Recessed Mount C = Corner Mount H = Hanging Mount		XXXX = W x H (mm)



• Click on channel titles below to access complete channel cut sheets



Not Blended



Blended w/Milky Lens

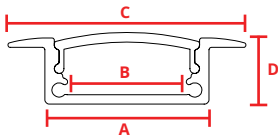


Center Blend

CHS-R-1208



MATERIAL	Anodized Aluminum
DESCRIPTION	Slim and shallow recessed channel.
LENGTH	2 meter
LENS TYPES	Clear CHS-12mm-CC Frosted CHS-12mm-CF Milky CHS-12mm-CM
ACCESSORIES	Endcap CHS-R-1208-EC Endcap w/hole CHS-R-1208-ECH

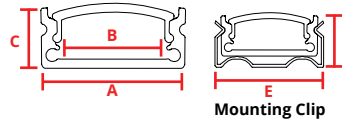


- A:** 0.68" (17.25mm)
- B:** 0.50" (12.59mm)
- C:** 0.98" (25.00mm)
- D:** 0.34" (8.60mm)

CHS-S-1208



MATERIAL	Anodized Aluminum
DESCRIPTION	Slim and shallow surface mounted channel.
LENGTH	2 meter
LENS TYPES	Clear CHS-12mm-CC Frosted CHS-12mm-CF Milky CHS-12mm-CM Grazer CHS-12mm-CG
ACCESSORIES	Endcap CHS-S-1208-EC Endcap w/hole CHS-S-1208-ECH Mounting Clip CHS-S-1208-MC Rotating Mounting Clip CHS-S-1208-MCR

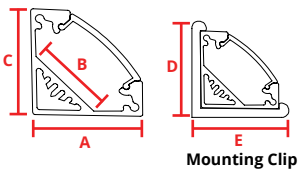


- A:** 0.68" (17.25mm)
- B:** 0.50" (12.59mm)
- C:** 0.34" (8.60mm)
- D:** 0.40" (12.70mm)
- E:** 0.78" (19.90mm)

CHS-C-1919



MATERIAL	Anodized Aluminum
DESCRIPTION	Slim corner mount channel.
LENGTH	2 meter
LENS TYPES	Clear CHS-12mm-CC Frosted CHS-12mm-CF Milky CHS-12mm-CM
ACCESSORIES	Endcap CHS-C-1919-EC Endcap w/hole CHS-C-1919-ECH Mounting Clip CHS-C-1919-MC

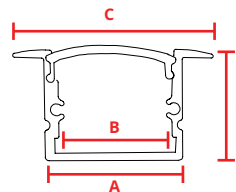


- A:** 0.73" (18.50mm)
- B:** 0.48" (12.20mm)
- C:** 0.73" (18.50mm)
- D:** 0.82" (20.82mm)
- E:** 0.82" (20.82mm)

CHS-R-1715



MATERIAL	Anodized Aluminum
DESCRIPTION	Slim and deep recessed channel. Eliminates visible LED nodes when used with FLEXDC 3.0 and milk lens.
LENGTH	2 meter
LENS TYPES	Clear CHS-12mm-CC Frosted CHS-12mm-CF Milky CHS-12mm-CM Grazer CHS-12mm-CG
ACCESSORIES	Endcap CHS-R-1715-EC Endcap w/hole CHS-R-1715-ECH



- A:** 0.68" (17.25mm)
- B:** 0.48" (12.30mm)
- C:** 0.98" (25.00mm)
- D:** 0.59" (15.05mm)

MOUNTING OPTIONS - COMPATIBLE CHANNELS



Not Blended



Blended w/Milky Lens

CHS-S-1715



MATERIAL

Anodized Aluminum

DESCRIPTION

Slim and deep surface mounted channel. Eliminates visible LED nodes when used with FLEXDC 3.0 and milky lens.

LENGTH

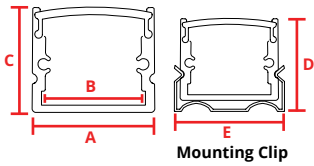
2 meter

LENS TYPES

Clear	CHS-12mm-CC
Frosted	CHS-12mm-CF
Milky	CHS-12mm-CM
Grazer	CHS-12mm-CG

ACCESSORIES

Endcap	CHS-S-1715-EC
Endcap w/hole	CHS-S-1715-ECH
Mounting Clip	CHS-S-1715-MC
Rotating Mounting Clip	CHS-S-1715-MCR



- A:** 0.68" (17.25mm)
- B:** 0.48" (12.30mm)
- C:** 0.59" (15.05mm)
- D:** 0.66" (16.76mm)
- E:** 0.78" (19.90mm)

CHS-C-1616



MATERIAL

Anodized Aluminum

DESCRIPTION

Slim corner mount channel with rounded lens.

LENGTH

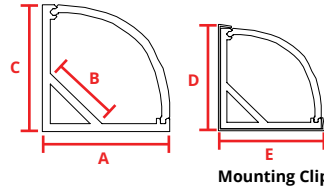
2 meter

LENS TYPES

Frosted	CHS-C-1616-CF
Milky	CHS-C-1616-CM

ACCESSORIES

Endcap	CHS-C-1616-EC
Endcap w/hole	CHS-C-1616-ECH
Mounting Clip	CHS-C-1616-MC



- A:** 0.63" (16.00mm)
- B:** 0.39" (10.00mm)
- C:** 0.63" (16.00mm)
- D:** 0.70" (17.78mm)
- E:** 0.70" (17.78mm)

CHS-S-1922S



MATERIAL

Anodized Aluminum

DESCRIPTION

Slim surface mounted channel with square wrap around lens. Mounting clip is fully concealed within fixture base.

LENGTH

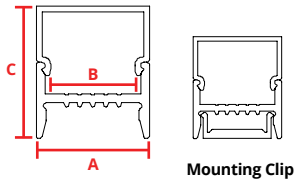
2 meter

LENS TYPES

Milky	CHW-S-1922S-CM
-------	----------------

ACCESSORIES

Endcap	CHS-S-1922S-EC
Endcap w/hole	CHS-S-1922S-ECH
Mounting Clip	CHS-S-1922S-MC



- A:** 0.77" (19.50mm)
- B:** 0.65" (16.50mm)
- C:** 0.86" (21.80mm)

CHS-S-1922R



MATERIAL

Anodized Aluminum

DESCRIPTION

Slim surface mounted channel with rounded wrap around lens. Mounting clip is fully concealed within fixture base.

LENGTH

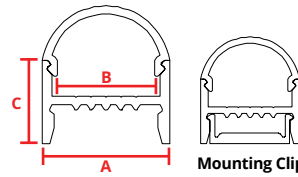
2 meter

LENS TYPES

Milky	CHW-S-1922R-CM
-------	----------------

ACCESSORIES

Endcap	CHS-S-1922R-EC
Endcap w/hole	CHS-S-1922R-ECH
Mounting Clip	CHS-S-1922R-MC



- A:** 0.77" (19.50mm)
- B:** 0.65" (16.50mm)
- C:** 0.86" (21.80mm)

CHW-S-2010



MATERIAL

Anodized Aluminum

DESCRIPTION

Low profile surface mounted channel.

LENGTH

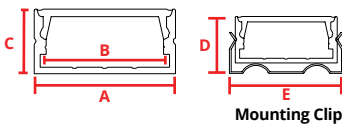
2 meter

LENS TYPES

Clear	CHW-S-2010-CC
Frosted	CHW-S-2010-CF
Milky	CHW-S-2010-CM

ACCESSORIES

Endcap	CHW-S-2010-EC
Endcap w/hole	CHW-S-2010-ECH
Mounting Clip	CHW-S-2010-MC
Rotating Mounting Clip	CHW-S-2010-MCR



- A:** 0.93" (23.50mm)
- B:** 0.78" (20.00mm)
- C:** 0.39" (10.00mm)
- D:** 0.48" (12.19mm)
- E:** 1.02" (25.80mm)

CHW-R-2010



MATERIAL

Anodized Aluminum

DESCRIPTION

Recessed wide-profile channel.

LENGTH

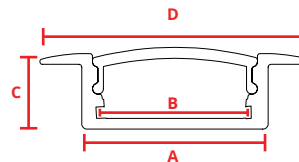
2 meter

LENS TYPES

Clear	CHW-R-2010-CC
Frosted	CHW-R-2010-CF
Milky	CHW-R-2010-CM

ACCESSORIES

Endcap	CHW-R-2010-EC
Endcap w/hole	CHW-R-2010-ECH



- A:** 0.93" (23.50mm)
- B:** 0.78" (20.00mm)
- C:** 0.39" (10.00mm)
- D:** 1.19" (30.24mm)

MOUNTING OPTIONS - COMPATIBLE CHANNELS



Not Blended



Blended w/Milky Lens

CHW-C-3030



MATERIAL

Anodized Aluminum

DESCRIPTION

45 degree channel with rounded lens.

LENGTH

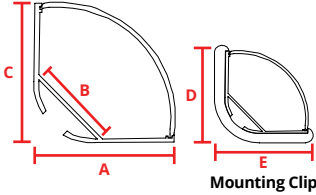
2 meter

LENS TYPES

Clear	CHW-C-3030-CC
Frosted	CHW-C-3030-CF
Milky	CHW-C-3030-CM

ACCESSORIES

Endcap	CHW-C-3030-EC
Endcap w/hole	CHW-C-3030-ECH
Mounting Clip	CHW-C-3030-MC



Mounting Clip

- A:** 1.18" (30.00mm)
- B:** 0.78" (20.20mm)
- C:** 1.18" (30.00mm)
- D:** 1.29" (32.77mm)
- E:** 1.29" (32.77mm)

CHW-C-3030S



MATERIAL

Anodized Aluminum

DESCRIPTION

45 degree channel with square lens.

LENGTH

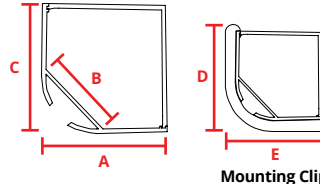
2 meter

LENS TYPES

Clear	CHW-C-3030S-CC
Frosted	CHW-C-3030S-CF
Milky	CHW-C-3030S-CM

ACCESSORIES

Endcap	CHW-C-3030S-EC
Endcap w/hole	CHW-C-3030S-ECH
Mounting Clip	CHW-C-3030S-MC



Mounting Clip

- A:** 1.18" (30.00mm)
- B:** 0.78" (20.20mm)
- C:** 1.18" (30.00mm)
- D:** 1.29" (32.77mm)
- E:** 1.29" (32.77mm)

CHW-S/H-3535



MATERIAL

Anodized Aluminum

DESCRIPTION

Wide and deep surface mounted or hanging channel. Eliminates visible LED nodes for most FLEXDC products when used with a milky lens.

LENGTH

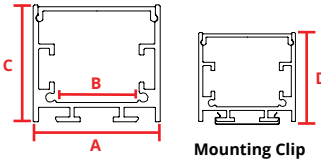
2 meter

LENS TYPES

Frosted	CHW-35mm-CF
Milky	CHW-35mm-CM

ACCESSORIES

Endcap	CHW-S-3535-EC
Endcap w/hole	CHW-S-3535-ECH
Mounting Clip	CHW-S-3535-MC
Hanging Hardware	CHW-SH-3535-MW
Bracket Straight	CHW-S-XX35-B5
Bracket 90° Flat	CHW-S-XX35-B90F
Bracket 90° Raised	CHW-S-XX35-B90R
End Cap for FLEX AC	CHW-S-3535-ECAC
Mounting Clip for FLEX AC	CHW-S-3535-MCAC
VHB Tape	VHBTAPE.AC



Mounting Clip

- A:** 1.39" (35.25mm)
- B:** 0.96" (24.50mm)
- C:** 1.39" (35.25mm)
- D:** 1.54" (39.00mm)

*Must specify for hanging or surface mount application.

CHW-R-4435



MATERIAL

Anodized Aluminum

DESCRIPTION

Wide and deep recessed channel. Eliminates visible LED nodes for most FLEXDC products when used with a milky lens. Can be securely and conveniently mounted with CHW-R-4435-SC spring clip.

LENGTH

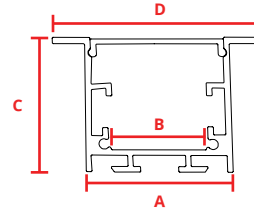
2 meter

LENS TYPES

Frosted	CHW-35mm-CF
Milky	CHW-35mm-CM

ACCESSORIES

Endcap	CHW-R-4435-EC
Endcap w/hole	CHW-R-4435-ECH
Mounting Clip	CHW-R-4435-SC
Bracket Straight	CHW-S-XX35-B5
Bracket 90° Flat	CHW-S-XX35-B90F
Bracket 90° Raised	CHW-S-XX35-B90R
End Cap for FLEX AC	CHW-R-4435-ECAC
Mounting Clip for FLEX AC	CHW-R-4435-MCAC
VHB Tape	VHBTAPE.AC



- A:** 1.39" (35.25mm)
- B:** 0.96" (24.50mm)
- C:** 1.39" (35.25mm)
- D:** 2.00" (51.04mm)

CHW-S/H-2027



MATERIAL

Anodized Aluminum

DESCRIPTION

Small surfaced mounted or hanging channel with wrap around lens.

LENGTH

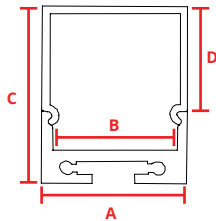
2 meter

LENS TYPES

Clear	CHW-SH-2027-CC
Frosted	CHW-SH-2027-CF
Milky	CHW-SH-2027-CM

ACCESSORIES

Endcap	CHW-SH-2027-EC
End Cap w/hole	CHW-SH-2027-ECH
Hanging Hardware	CHW-SH-MW
Bracket Straight	CHW-SH-B5
Bracket 90° Flat	CHW-SH-B90F
Bracket 90° Raised	CHW-SH-B90R



- A:** 0.79" (20.30mm)
- B:** 0.66" (16.70mm)
- C:** 1.06" (27.00mm)
- D:** 0.76" (19.50mm)

*Must specify for hanging or surface mount application.

CHW-S/H-3561



MATERIAL

Anodized Aluminum

DESCRIPTION

Large surface mounted or hanging channel with wrap around lens.

LENGTH

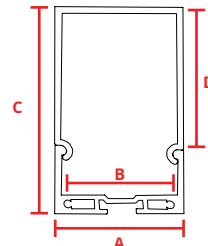
2 meter

LENS TYPES

Milky	CHW-SH-3561-CM
-------	----------------

ACCESSORIES

Endcap	CHW-SH-3561-EC
End Cap w/hole	CHW-SH-3561-ECH
Hanging Hardware	CHW-SH-MW
Bracket Straight	CHW-SH-B5
Bracket 90° Flat	CHW-SH-B90F
Bracket 90° Raised	CHW-SH-B90R



- A:** 1.38" (35.00mm)
- B:** 1.24" (31.40mm)
- C:** 2.43" (61.70mm)
- D:** 1.57" (39.90mm)

*Must specify for hanging or surface mount application.

MOUNTING OPTIONS - COMPATIBLE CHANNELS



Not Blended



Blended w/Milky Lens

CHW-S/H-7532



MATERIAL

Anodized Aluminum

DESCRIPTION

Wide surface mounted or hanging channel with flat lens.

LENGTH

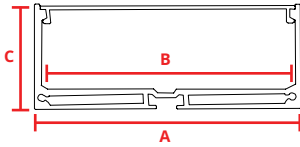
2 meter

LENS TYPES

Frosted CHW-SH-7532-CF

ACCESSORIES

Endcap CHW-SH-7532-EC
 Endcap w/hole CHW-SH-7532-ECH
 Hanging Hardware CHW-SH-MW
 Bracket Straight CHW-SH-BS
 Bracket 90° Flat CHW-SH-B90F
 Bracket 90° Raised CHW-SH-B90R



A: 2.95" (75.00mm)
B: 2.52" (64.00mm)
C: 1.26" (32.00mm)

*Must specify for hanging or surface mount application.

CHW-S-2623



MATERIAL

Anodized Aluminum

DESCRIPTION

Surface mounted channel with wrap around lens.

LENGTH

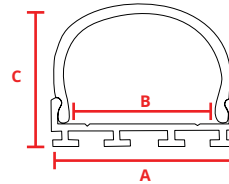
2 meter

LENS TYPES

Milky CHW-S-2623-CM

ACCESSORIES

Endcap CHW-S-2623-EC
 Endcap w/hole CHW-S-2623-ECH



A: 1.03" (26.20mm)
B: 0.80" (20.35mm)
C: 0.89" (22.76mm)

CHW-S/H-3030



MATERIAL

Anodized Aluminum

DESCRIPTION

Wide and deep surface mounted or hanging channel with flat lens for even blending.

LENGTH

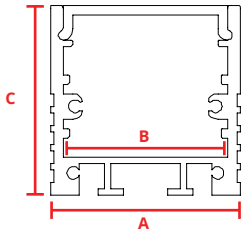
2 meter

LENS TYPES

Milky CHW-SH-3030-CM

ACCESSORIES

Endcap CHW-SH-3030-EC
 Endcap w/hole CHW-SH-3030-ECH
 Hanging Hardware CHW-SH-MW
 Bracket Straight CHW-SH-BS
 Bracket 90° Flat CHW-SH-B90F
 Bracket 90° Raised CHW-SH-B90R
 End Cap for FLEX AC CHW-SH-3030-ECAC
 Mounting Clip for FLEX AC CHW-SH-3030-MCAC
 VHB Tape VHBTAPE.AC



A: 1.18" (30.00mm)
B: 1.01" (25.60mm)
C: 1.18" (30.00mm)

*Must specify for hanging or surface mount application.

CHC-S-1921



MATERIAL

Anodized Aluminum

DESCRIPTION

Surface mount channel with flat lens. Mounts to ferrous and non-ferrous surfaces using magnets with no visible fasteners once mounted.

LENGTH

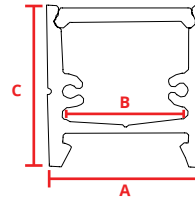
2 meter

LENS TYPES

Milky CHC-S-1921-CM

ACCESSORIES

Anodized Aluminum Endcap CHC-S-1921-EC
 Anodized Aluminum Endcap w/hole CHC-S-1921-ECH
 Channel Mounted Magnet CHC-S-1921-MA
 Wall Mounted Magnet CHC-S-1921-M
 1" Mounting Plate CHC-S-1921-B1

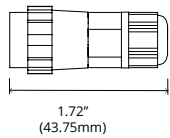
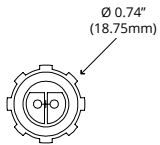
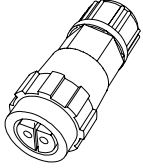


A: 0.76" (19.43mm)
B: 0.55" (14.09mm)
C: 0.84" (21.43mm)

ACCESSORIES

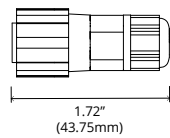
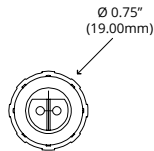
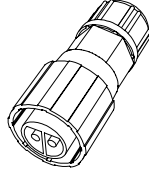
LC-O2P-F

Outdoor Lead Connector
(Female)



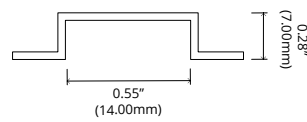
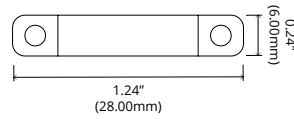
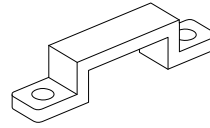
LC-O2P-M

Outdoor Lead Connector
(Male)




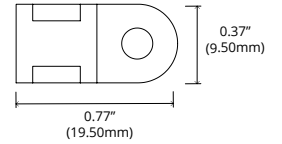
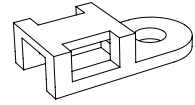
FLEXMNT.SIL.EXT12

Outdoor Mounting Clip

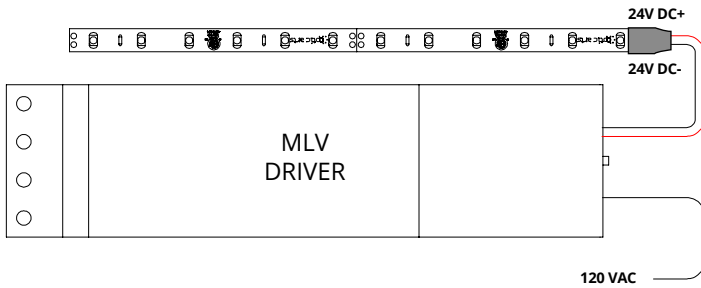


FLEX.ZIP

Strain Relief Clip



COMPATIBLE DRIVERS



MLV (MLV)

PART	DESCRIPTION
ML10S24VDC	10W 120VAC DIMMABLE DRIVER
ML20S24VDC	20W 120VAC DIMMABLE DRIVER
ML35S24VDC	35W 120VAC DIMMABLE DRIVER
ML35S24VDC-277	35W 277VAC DIMMABLE DRIVER
ML40S24VDC	40W 120VAC DIMMABLE DRIVER
ML50S24VDC	50W 120VAC DIMMABLE DRIVER
ML50S24VDC-277	50W 277VAC DIMMABLE DRIVER
ML60S24VDC	60W 120VAC DIMMABLE DRIVER
ML75S24VDC	75W 120VAC DIMMABLE DRIVER
ML75S24VDC-277	75W 277VAC DIMMABLE DRIVER
ML96S24VDC	96W 120VAC DIMMABLE DRIVER
ML96S24VDC-277	96W 120VAC DIMMABLE DRIVER
EM2-200S24DC	200W 120VAC DIMMABLE DRIVER, 2 96W CIRCUITS
EM3-300S24DC	300W 120VAC DIMMABLE DRIVER, 3 96W CIRCUITS
EM2-200S24DC-277	200W 120VAC DIMMABLE DRIVER, 2 96W CIRCUITS
EM3-300S24DC-277	288W 120VAC DIMMABLE DRIVER, 3 96W CIRCUITS

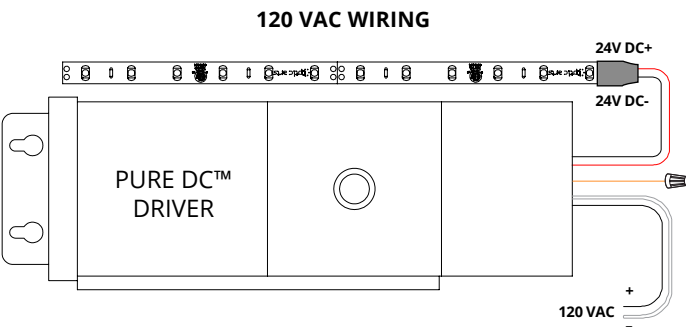
DIMENSIONS

10W-50W	H 2.11"; W 7.38"; D 1.60"
60W-96W	H 3.93"; W 8.13"; D 1.59"
200-300W	H 5.69"; W 10.29"; D 3.13"

DIMMING PERFORMANCE

MLV DRIVER Dims to 20% on most MLV dimmers

NOTE: Must be loaded between 75%-100% of rated load to maintain FLEX DC® warranty



PURE DC™ MLV (PDC)

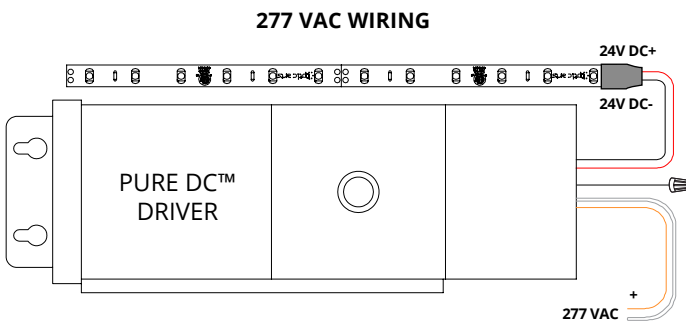
PART	DESCRIPTION
PDC.40.24	40W 120/277VAC PURE DC™ MLV DIMMABLE DRIVER
PDC.96.24	96W 120/277VAC PURE DC™ MLV DIMMABLE DRIVER

DIMENSIONS

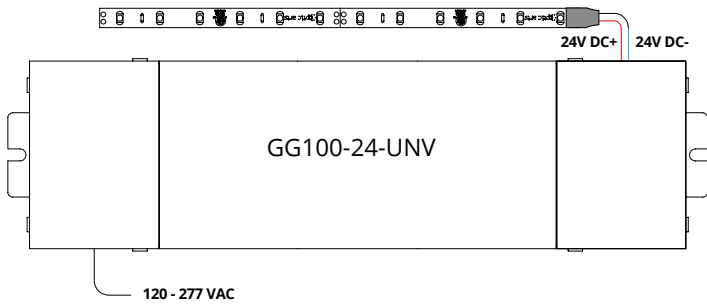
40W	L 14.25"; W 3.00"; H 2.88"
96W	L 14.75"; W 4.31"; H 4.81"

DIMMING PERFORMANCE

PURE DC™ DRIVER Dims to 0.1% on most MLV dimmers

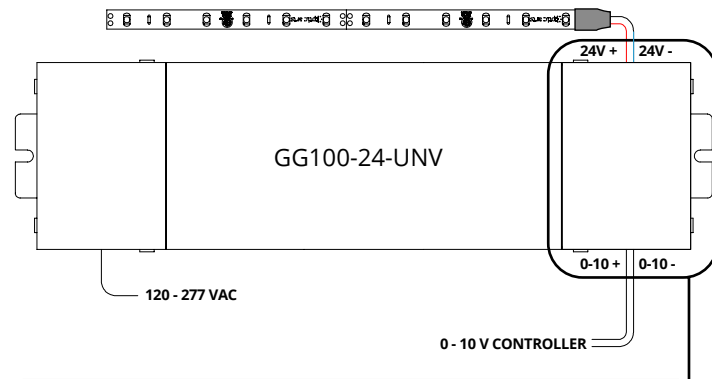


COMPATIBLE DRIVERS



ELECTRONIC DRIVER - NON-DIM (ND)

PART	DESCRIPTION
GG100E-24-UNV	96W 120-277VAC ELECTRONIC DRIVER
DIMENSIONS	
ELECTRONIC DRIVER	H 3.00"; W 11.46"; D 1.30"
DIMMING PERFORMANCE	
ELECTRONIC DRIVER	Non-Dim

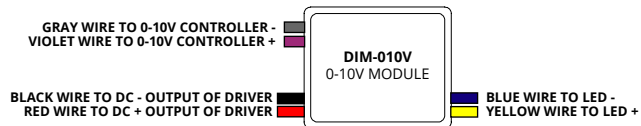


ELECTRONIC DRIVER W/0-10V MODULE (010)

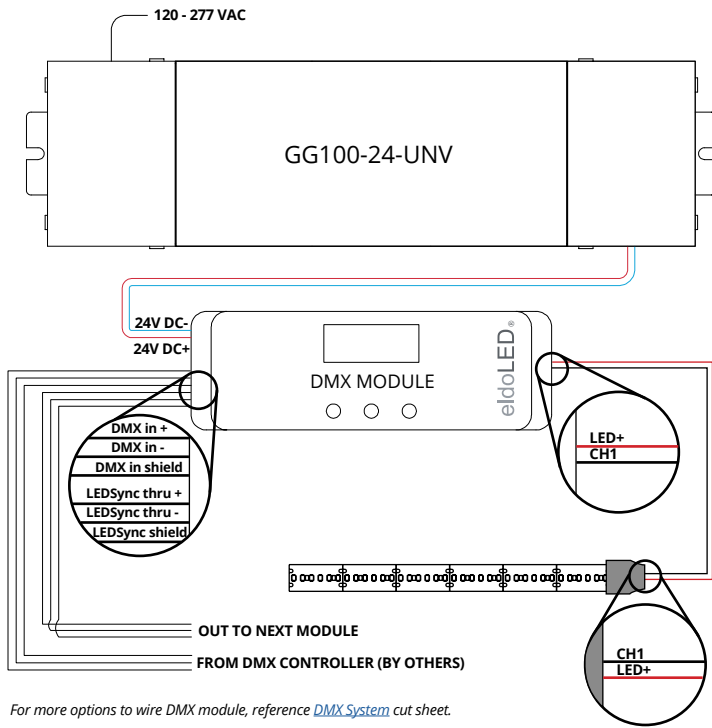
PART	DESCRIPTION
GG100E-24-UNV-010V	96W 120-277VAC ELECTRONIC DRIVER WITH 0-10V DIMMING MODULE (SINK)
DIMENSIONS	
ELECTRONIC DRIVER - 0-10V	H 3.00"; W 11.46"; D 1.30"
DIMMING PERFORMANCE	
ELECTRONIC DRIVER - 0-10V	Dims below 1% on most 0-10V dimmers

FIELD INSTALLED IN LOW VOLTAGE WIRING COMPARTMENT

- Install DIM-010V Module in low voltage wiring compartment.
- Max number of 25 modules on one dimmer. Consult dimmer datasheet for maximum device limitation of a specific controller.



COMPATIBLE DRIVERS



For more options to wire DMX module, reference [DMX System](#) cut sheet.

ELECTRONIC DRIVER W/DMX MODULE (DMX)

PART	DESCRIPTION
GG100E-24-UNV-DMX	96W 120-277VAC ELECTRONIC DRIVER WITH eldoLED DMX DIMMING MODULE

DIMENSIONS

96W	H 3.00"; W 11.46"; D 1.30"
DMX MODULE	H 1.97"; W 6.02"; D 0.91"

*Must be installed in UL box (by others)

DIMMING PERFORMANCE

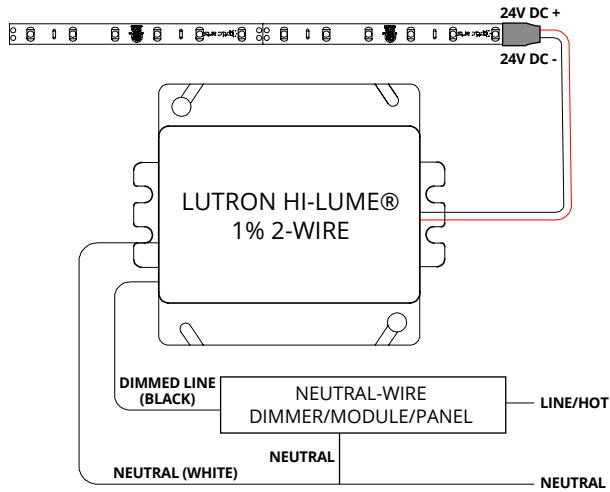
ELECTRONIC DRIVER - DMX MODULE Dims to 0.1% on most DMX systems

FLEX DC® 30 WILDLIFE

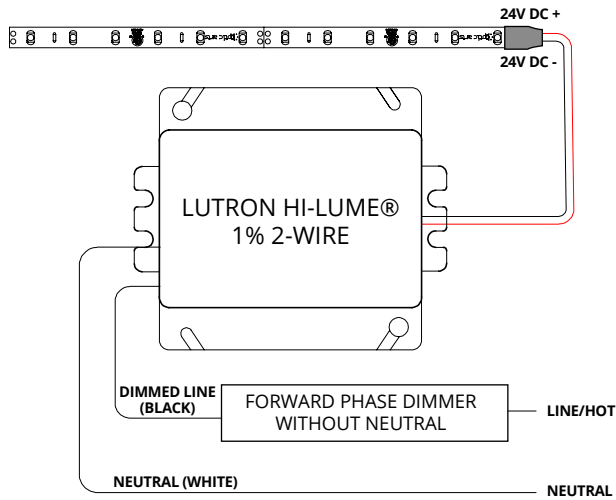
Specification Sheet

COMPATIBLE DRIVERS

DIMMER WITH NEUTRAL



DIMMER WITHOUT NEUTRAL



LUTRON HI-LUME® 1% 2-WIRE:
2-WIRE CONTROL FORWARD PHASE



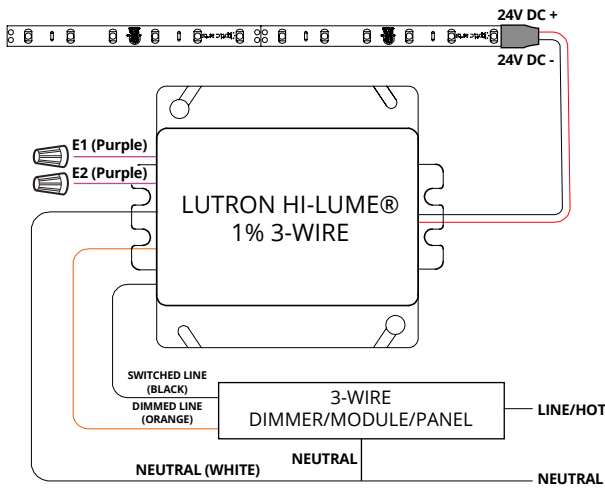
PART	DESCRIPTION
LTEA4U1UKL-CV240	5-40W, 120VAC, 2-WIRE FORWARD PHASE DRIVER
DIMENSIONS	
HI-LUME® 1% 2-WIRE	H 4.00"; W 4.89"; D 2.62"
DIMMING PERFORMANCE	
LUTRON HI-LUME® 1% 2-WIRE	Dims to 1% with compatible Lutron controls

FLEX DC® 30 WILDLIFE

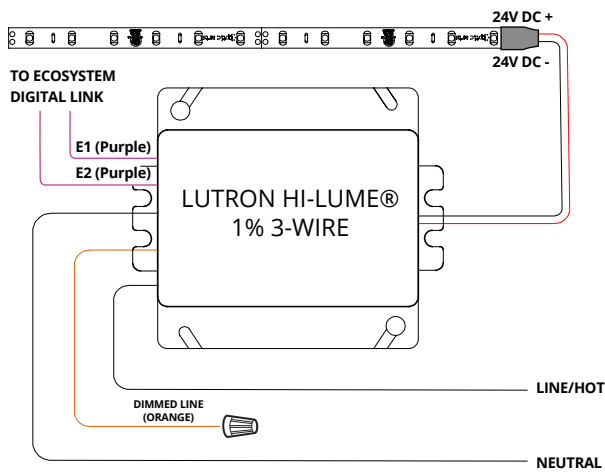
Specification Sheet

COMPATIBLE DRIVERS

3-WIRE



ECOSYSTEM



LUTRON HI-LUME® 1%: 3-WIRE/ECOSYSTEM



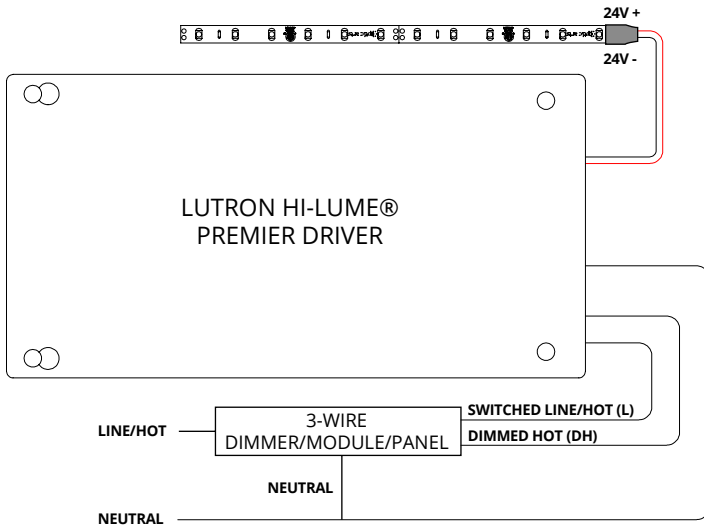
PART	DESCRIPTION
L3DA4U1UKL-CV240	5-40W, 120-277VAC, 3-WIRE/ECOSYSTEM DRIVER

DIMENSIONS	
HI-LUME® 1%	H 4.00"; W 4.89"; D 2.62"

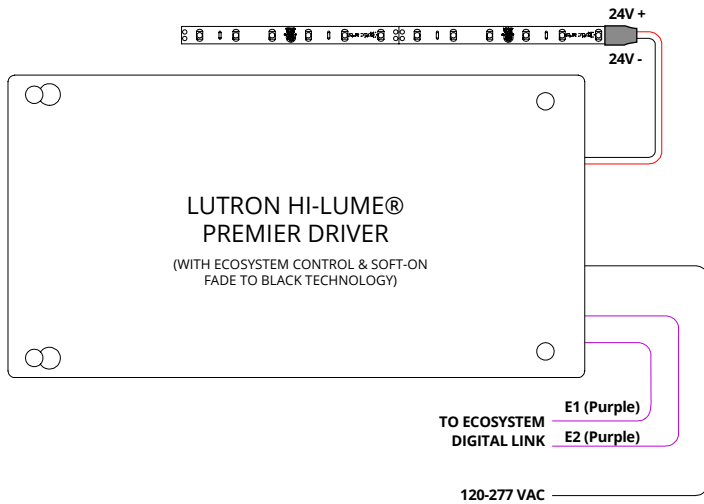
DIMMING PERFORMANCE	
LUTRON HI-LUME® 1% 3-WIRE/ECOSYSTEM	Dims to 1% with compatible Lutron controls

COMPATIBLE DRIVERS

3-WIRE



ECOSYSTEM



LUTRON HI-LUME® PREMIER: 3-WIRE/ECOSYSTEM



PART	DESCRIPTION
L3D0-96W24V-U	2-96W, 120-277VAC, 3-WIRE/ECOSYSTEM DRIVER

DIMENSIONS	
HI-LUME® PREMIER	H 5.5"; W 10.5"; D 2.0"

DIMMING PERFORMANCE	
LUTRON HI-LUME® PREMIER	Dims to 0.1% with compatible Lutron controls
<i>NOTE: Lutron soft-on, fade to black technology available with Ecosystem Digital Control only.</i>	