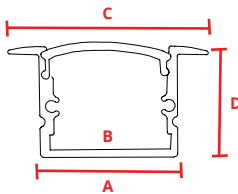




PHYSICAL

Description	Slim and deep recessed channel. Eliminates visible LED nodes when used with FLEXDC 3.0 and milk lens.
Material	Anodized Aluminum
Lens Cover	Polycarbonate
Width	A: 0.68" (17.25mm)
Inner Width	B: 0.48" (12.30mm)
Flange Length	C: 0.98" (25.00mm)
Height	D: 0.59" (15.05mm)
Length	2 meters

DIMENSIONS



FINISH

Satin Silver	Red Powder Coat*
Deep Bronze Anodized*	Gray Powder Coat*
Matte Black Anodized*	Chrome*
White Powder Coat*	Custom RAL Powder Coat*
Blue Powder Coat*	

*Special order finishes may increase order lead time and incur an added cost

ACCESSORIES

	PART #
Anodized Aluminum End Cap	CHS-R-1715-EC
Anodized Aluminum End Cap w/hole	CHS-R-1715-ECH
Clear Lens	CHS-12mm-CC
Frosted Lens	CHS-12mm-CF
Milky Lens	CHS-12mm-CM
Grazer Lens	CHS-12mm-CG

COMPATIBLE FLEX PRODUCTS

	Not Blended	Blended w/Milky Lens
FLEX DC 15		
FLEX DC 22 <i>Fits IP40 only</i>		
FLEX DC 30 <i>*Blends with IP20/40</i> <i>**No Blend with IP65/67/68</i>		
FLEX DC 44 <i>Fits IP40 only</i>		
FLEX DC 44 RGBW <i>Fits IP40 only</i>		
FLEX DC QUAD <i>Fits IP40 only</i>		
FLEX STP 73 <i>IP20 only</i>		
FLEX STP RGBW <i>IP20 only</i>		
FLEX STP VARIABLE WHITE <i>IP20 only</i>		
FLEX DC VARIABLE WHITE <i>Fits IP40 only</i>		
FLEX STP 40 <i>IP20 only</i>		
FLEX STP 20 <i>IP20 only</i>		

PART NUMBER BUILDER

SERIES	+	CHANNEL TYPE	+	DIMENSIONS	+	LENS	+	FINISH
CHS = Channel Slim		R = Recessed Channel		1715 = H 17.00mm x W 15.00mm		2C = Clear Lens 2F = Frosted Lens 2M = Milky Lens 2G = Grazer Lens		SL = Satin Silver *MB = Matte Black Anodized *BZ = Deep Bronze Anodized *WH = White Powder Coat *GY = Gray Powder Coat *BL = Blue Powder Coat *RD = Red Powder Coat *YL = Yellow Powder Coat *CH = Chrome *CR = Custom RAL Powder Coat

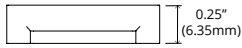
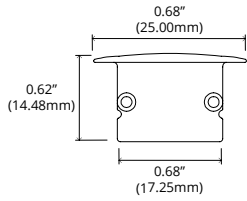
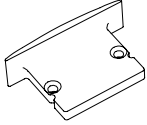
*Special order finishes may increase order lead time and incur an added cost



ACCESSORIES

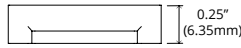
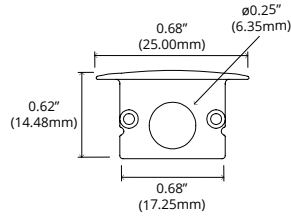
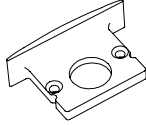
CHS-R-1715-EC

Anodized Aluminum
End Cap



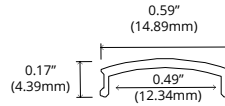
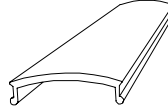
CHS-R-1715-ECH

Anodized Aluminum
End Cap w/Hole



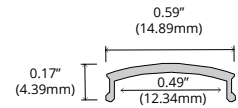
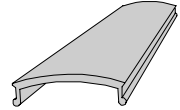
CHS-R-1715-CC

Clear Lens



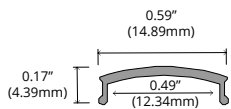
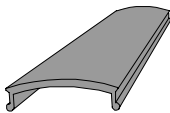
CHS-R-1715-CF

Frosted Lens



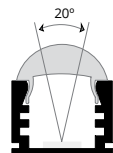
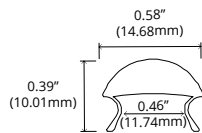
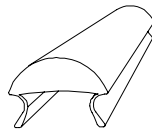
CHS-R-1715-CM

Milky Lens



CHS-R-1715-CG

Grazer Lens



Beam Spread