

# MINIMO PRO

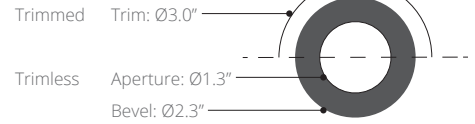
WITH PRECISION PLUS LIGHT ENGINE



Minimo Pro features the all-new Precision Plus light engine: Precision Plus offers specifiers the option of 1000+ lumen and ultra-high CRI (98CRI & 90+ R9) all through a single source TIR optic. This is a constant current downlight machined from aerospace grade aluminum 6063-T6 and comes with a range of standard and premium finishes. It has four tool-less field changeable optics for flexible beam distribution. Minimo Pro has up to 35° tilt whilst the integral accessory holder can accommodate a lens or louver for additional glare control.

## KEY FEATURES

- Fixed or 35° adjustable tilt
- Tool-less field changeable optics
- High power COB light engine
- Ultra high CRI and R9
- Beveled or Pinhole aesthetic
- Trimmed or Trimless



## PERFORMANCE DATA

<b>DELIVERED LUMENS</b>	1000lm (at 3000K)	<b>WATTAGE</b>	12.6W
<b>BEAM ANGLES</b>	19°   25°   37°   50°	<b>VOLTAGE IN</b>	120-277 VAC
<b>CCT</b>	2400K   2700K   3000K   4000K	<b>DRIVER LOCATION</b>	Integral or Remote
<b>CRI</b>	92TYP - 2400K   98TYP - 2700K/3000K   95TYP - 4000K	<b>INTEGRAL DRIVER</b>	Phase & 0-10V
<b>TM-30</b>	R9: 95 RF: 95 RG: 101 (at 3000K)	<b>REMOTE DRIVERS</b>	DALI   DMX   0-10V
<b>BINNING</b>	2-step	<b>ACCESSORIES</b>	Louver   Lenses
<b>LIFETIME</b>	L90 50,000 hrs min	<b>ACCESSORY HOLDER</b>	Integral
<b>WARRANTY</b>	5 Years		

## MECHANICAL & MOUNTING

<b>LOCATION</b>	Suitable for damp locations	<b>MOUNTING</b>	Recessed, IC Rated
<b>ADJUSTABILITY</b>	Fixed or 35° Tilt, 360° Rotation	<b>CEILING THICKNESS</b>	0.12-1.00"
<b>OPTICS</b>	Field Changeable	<b>CUTOUT</b>	Ø2.67"
<b>WEIGHT</b>	6.18 lb (with integral driver)	<b>MIN PLENUM HEIGHT</b>	5.25"
<b>MATERIAL</b>	Machined AL 6063-T6 (luminaire)		

## ORDERING CODE

### FIXTURE

MODEL	FUNCTION	TRIM TYPE	APERTURE	CCT	OUTPUT	BEAM ANGLE	TRIM FINISH	APERTURE FINISH
MP Minimo Pro	F- Fixed A- Adjustable	L Trimless T Trimmed	F- Flat pinhole B- Beveled	24K- 2400K 92 CRI 27K- 2700K 98 CRI 30K- 3000K 98 CRI 40K- 4000K 95 CRI	10- 1000lm 12.6W	N- Narrow 19° M- Medium 25° W- Wide 37° V- Very Wide 50°	XX Trimless WH White 9010 BK Black 9005	Pinhole finish options WH White 9010 BK Black 9005

### HOUSING / DRIVER

MODEL	TYPE	TRIM TYPE	OUTPUT	DRIVER
MP Minimo Pro	HIC- Housing IC Rated HCP- Housing Chicago Plenum Rated	TRIM TYPE Entered from Fixture above	10- 1000lm 12.6W	UNV Universal Phase / 0-10V 1% dim 010L 0-10V Linear 0.1% 010G 0-10V Log 0.1% dim DALI DALI 0.1% dim DMX DMX 0.1% dim LUTE Lutron Ecosystem 0.1% dim

Premium

- RB Rubbed bronze<sup>1</sup>
- PB Polished brass<sup>1</sup>
- BR Brushed Brass<sup>1</sup>
- PC Polished chrome<sup>1</sup>

Notes - 1: Premium & custom finishes are built to order, subject to an extended lead time.

Code example  
Fixture: MPA-TF-30K-10-N-WHWH  
Housing / Driver: MP-HIC-T-10-UNV

MINIMO PRO

WITH PRECISION PLUS LIGHT ENGINE

TRIM & APERTURE TYPES



TRIMMED  
PINHOLE



TRIMLESS  
PINHOLE



TRIMMED  
BEVELED



TRIMLESS  
BEVELED


TRIM FINISHES




WHITE




BLACK




BRUSHED  
ALUMINUM




POLISHED  
BRASS



BRUSHED  
BRASS



RUBBED  
BRONZE



POLISHED  
CHROME


APERTURE FINISHES

BEVELED


PINHOLE



BLACK



MATTE GOLD



WHITE



WHITE

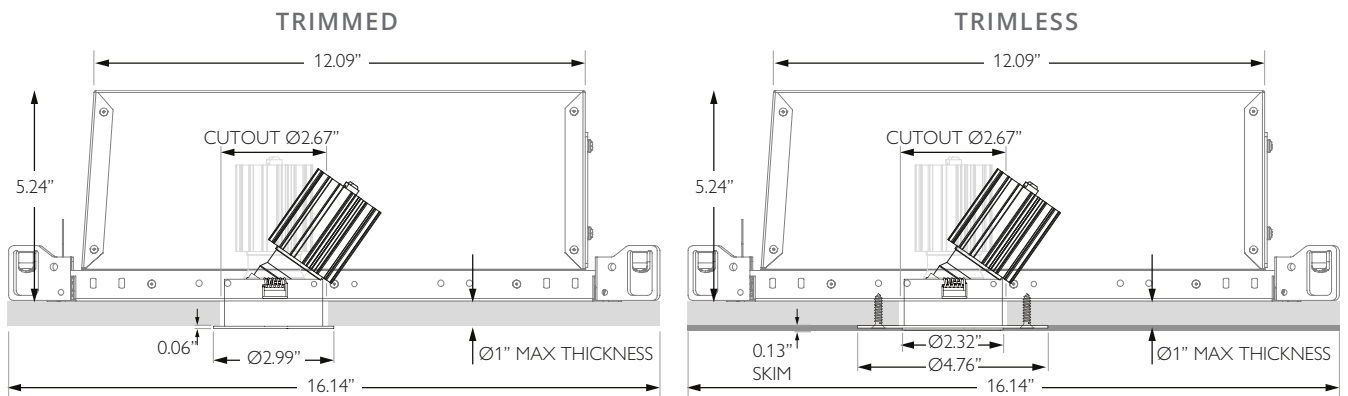


BLACK

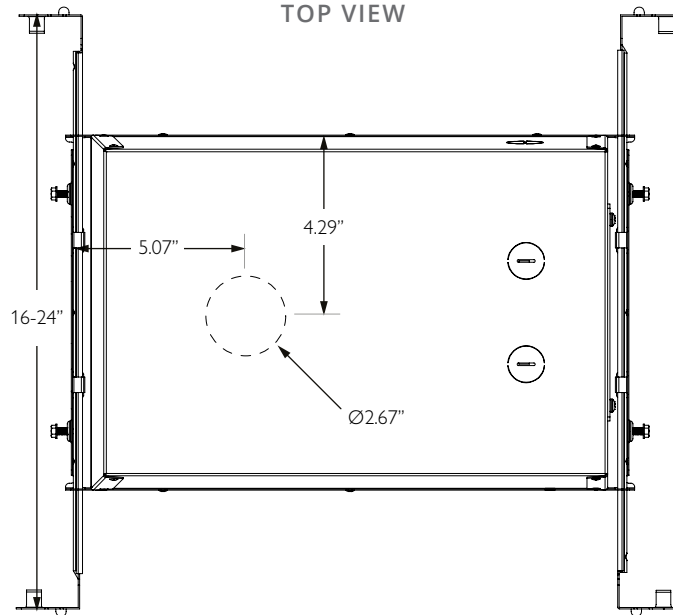
# MINIMO PRO

WITH PRECISION PLUS LIGHT ENGINE

## TRIM DETAIL

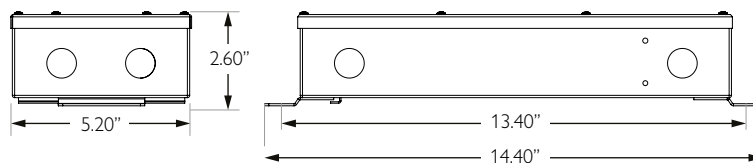


## TOP VIEW



Notes - Integral driver UNV- Universal Phase / 0-10V 1% dim only.

## REMOTE DRIVER HOUSING DETAIL



Notes - Remote driver required for DMX, DALI, Lutron & 0-10V with 0.1% dimming.

# MINIMO PRO

WITH PRECISION PLUS LIGHT ENGINE

## OUTPUT SCALING

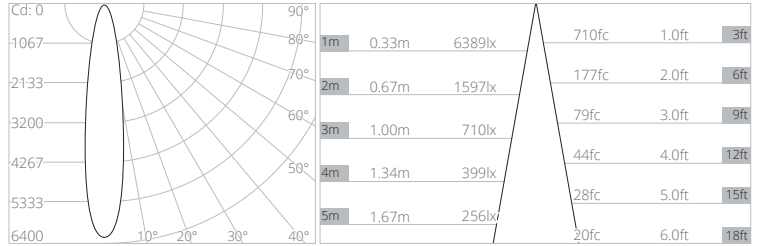

CCT	Multiplier	CRI	R9	Rf	Rg	Max Delivered lm
2400K	0.97	92	90	90	99	970lm
2700K	0.93	98	95	95	101	931lm
<b>3000K</b>	<b>1.00</b>	<b>98</b>	<b>95</b>	<b>95</b>	<b>100</b>	<b>1001lm</b>
3500K	1.05	98	95	95	99	1051lm
4000K	1.05	95	90	90	99	1051lm

All diagrams and data measured at 3000K.

## PHOTOMETRY

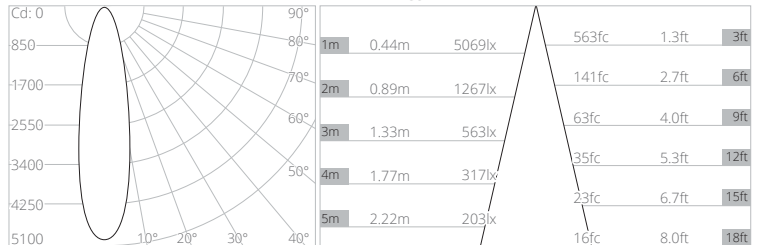

### NARROW BEAM

BEAM ANGLE 19°  
DELIVERED LUMENS 887lm  
UGR 12.2  
PEAK INTENSITY 6389cd



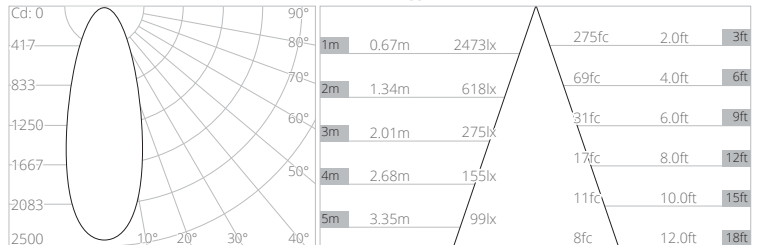

### MEDIUM BEAM

BEAM ANGLE 25°  
DELIVERED LUMENS 1001lm  
UGR 12.3  
PEAK INTENSITY 5069cd



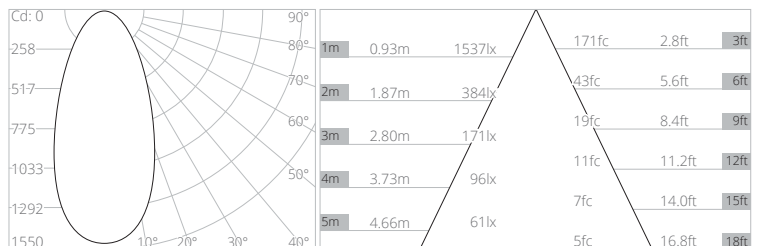

### WIDE BEAM

BEAM ANGLE 37°  
DELIVERED LUMENS 997lm  
UGR 12.4  
PEAK INTENSITY 2473cd



### VERY WIDE BEAM

BEAM ANGLE 50°  
DELIVERED LUMENS 912lm  
UGR 19.9  
PEAK INTENSITY 1537cd



# MINIMO PRO

WITH PRECISION PLUS LIGHT ENGINE

## ACCESSORIES

The Minimo Pro can accommodate 1 accessory with no additional holder required as standard.

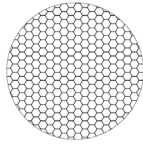
### Honeycomb Louver

*Enhances glare control*

THICKNESS 0.126"

DAIMETER 1.260"

PART CODE 995-32-BK



### 1/4 CTO Dichroic

*CCT warming - approx 300K*

THICKNESS 0.071"

DAIMETER 1.260"

PART CODE 997-1/4CTO-32



## LUMINAIRE MODULE DETAILS

